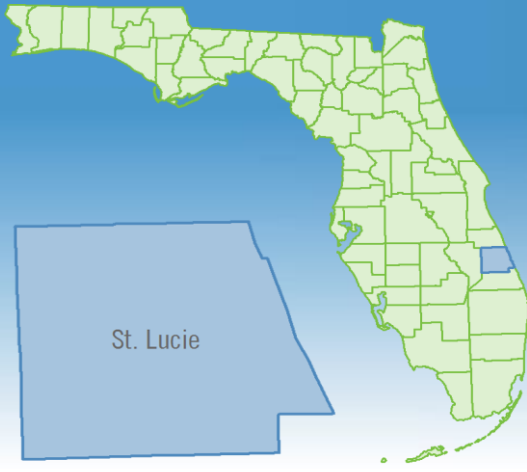


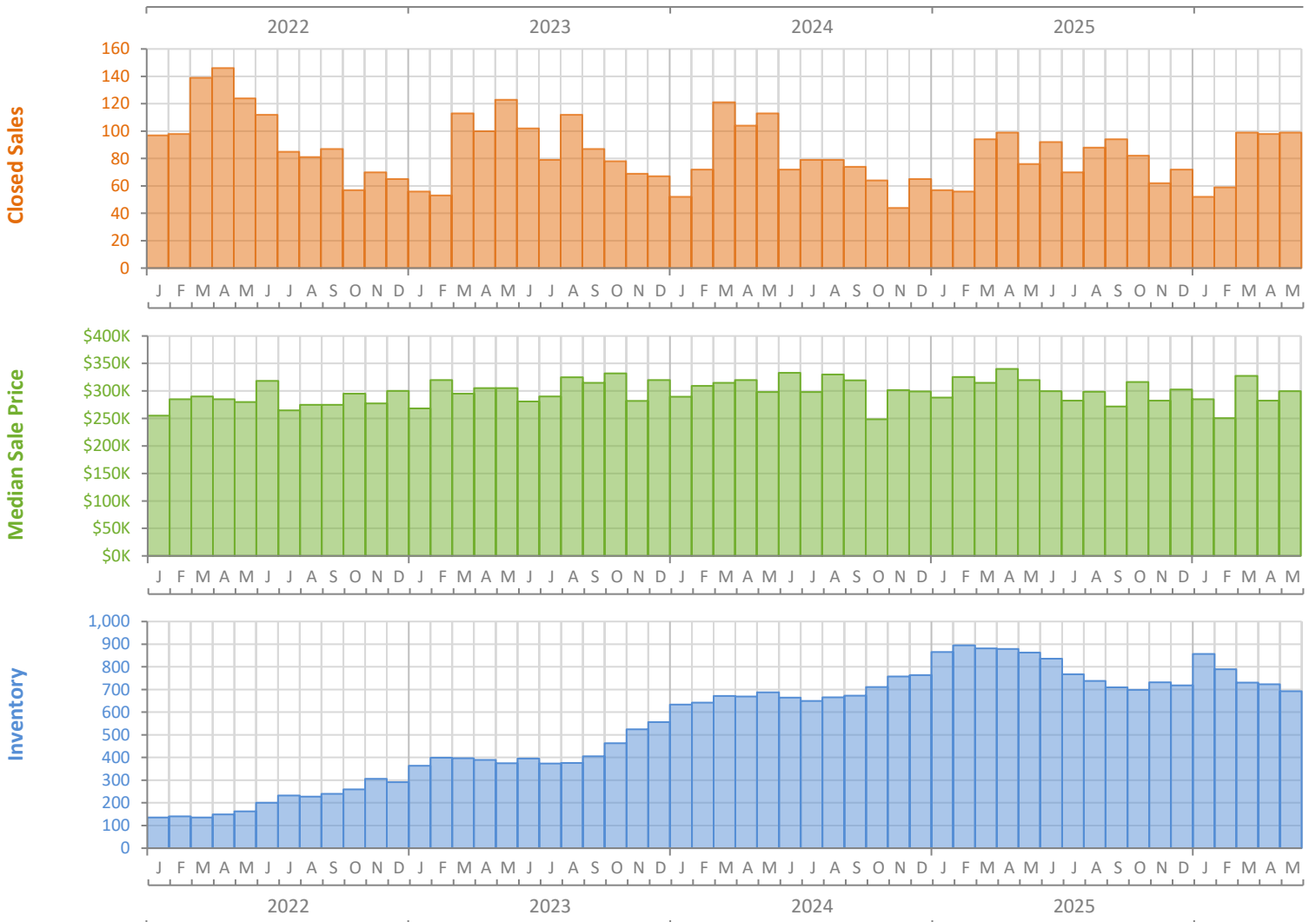
Monthly Market Summary - May 2026

Townhouses and Condos

St. Lucie County



	May 2026	May 2025	Percent Change Year-over-Year
Closed Sales	99	76	30.3%
Paid in Cash	53	37	43.2%
Median Sale Price	\$299,500	\$320,000	-6.4%
Average Sale Price	\$346,521	\$351,463	-1.4%
Dollar Volume	\$34.3 Million	\$26.7 Million	28.4%
Med. Pct. of Orig. List Price Received	91.3%	92.9%	-1.7%
Median Time to Contract	81 Days	60 Days	35.0%
Median Time to Sale	116 Days	98 Days	18.4%
New Pending Sales	96	90	6.7%
New Listings	121	149	-18.8%
Pending Inventory	121	130	-6.9%
Inventory (Active Listings)	692	863	-19.8%
Months Supply of Inventory	8.6	12.1	-28.9%



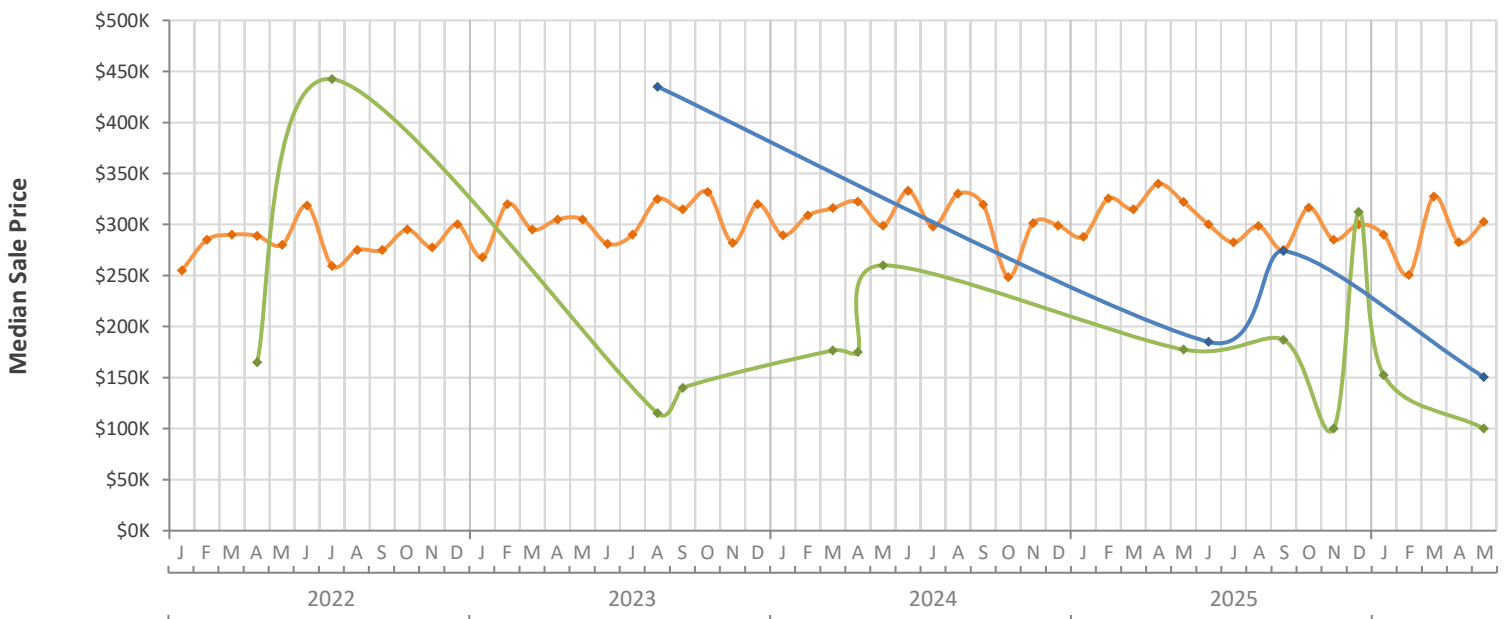
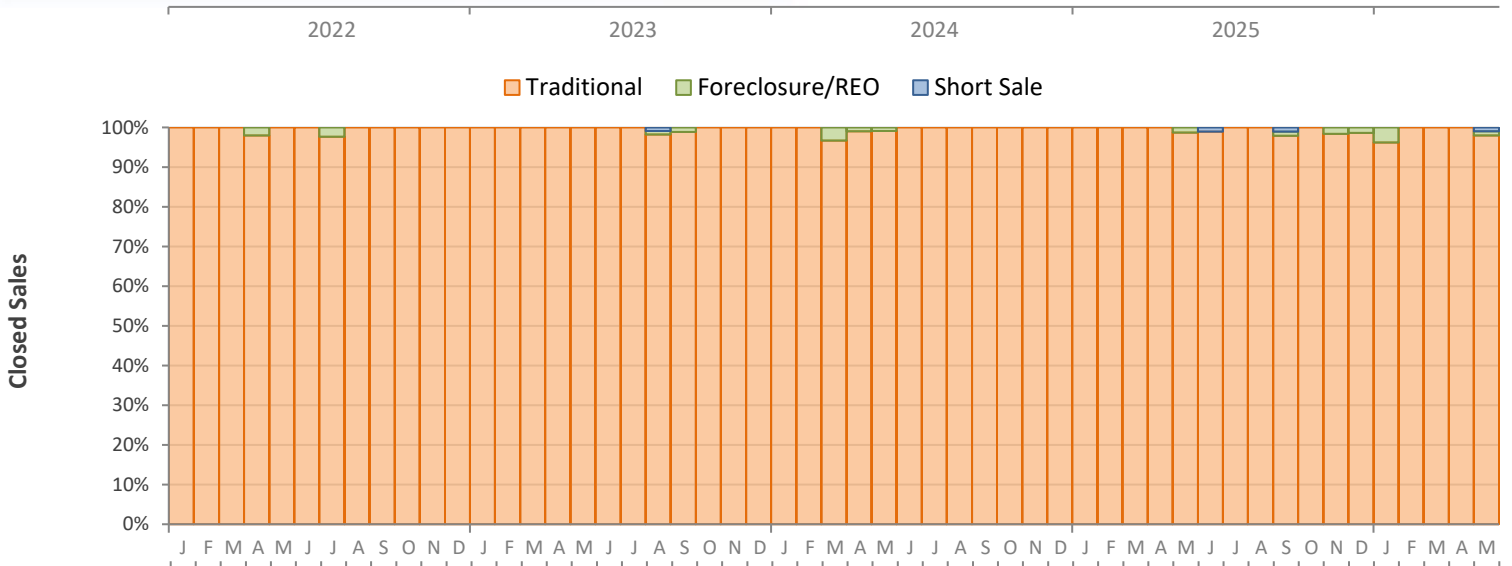
Monthly Distressed Market - May 2026

Townhouses and Condos

St. Lucie County



		May 2026	May 2025	Percent Change Year-over-Year
Traditional	Closed Sales	97	75	29.3%
	Median Sale Price	\$302,500	\$322,000	-6.1%
Foreclosure/REO	Closed Sales	1	1	0.0%
	Median Sale Price	\$100,000	\$177,500	-43.7%
Short Sale	Closed Sales	1	0	N/A
	Median Sale Price	\$150,500	(No Sales)	N/A



Produced by Florida REALTORS® with data provided by Florida's multiple listing services. Statistics for each month compiled from MLS feeds on the 10th day of the following month. Data released on Tuesday, June 16, 2026. Next data release is Friday, July 17, 2026.