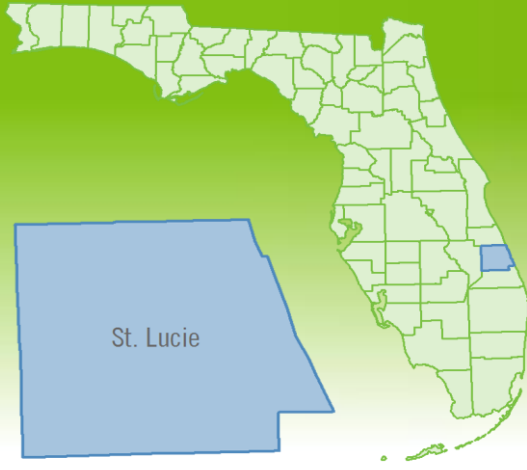


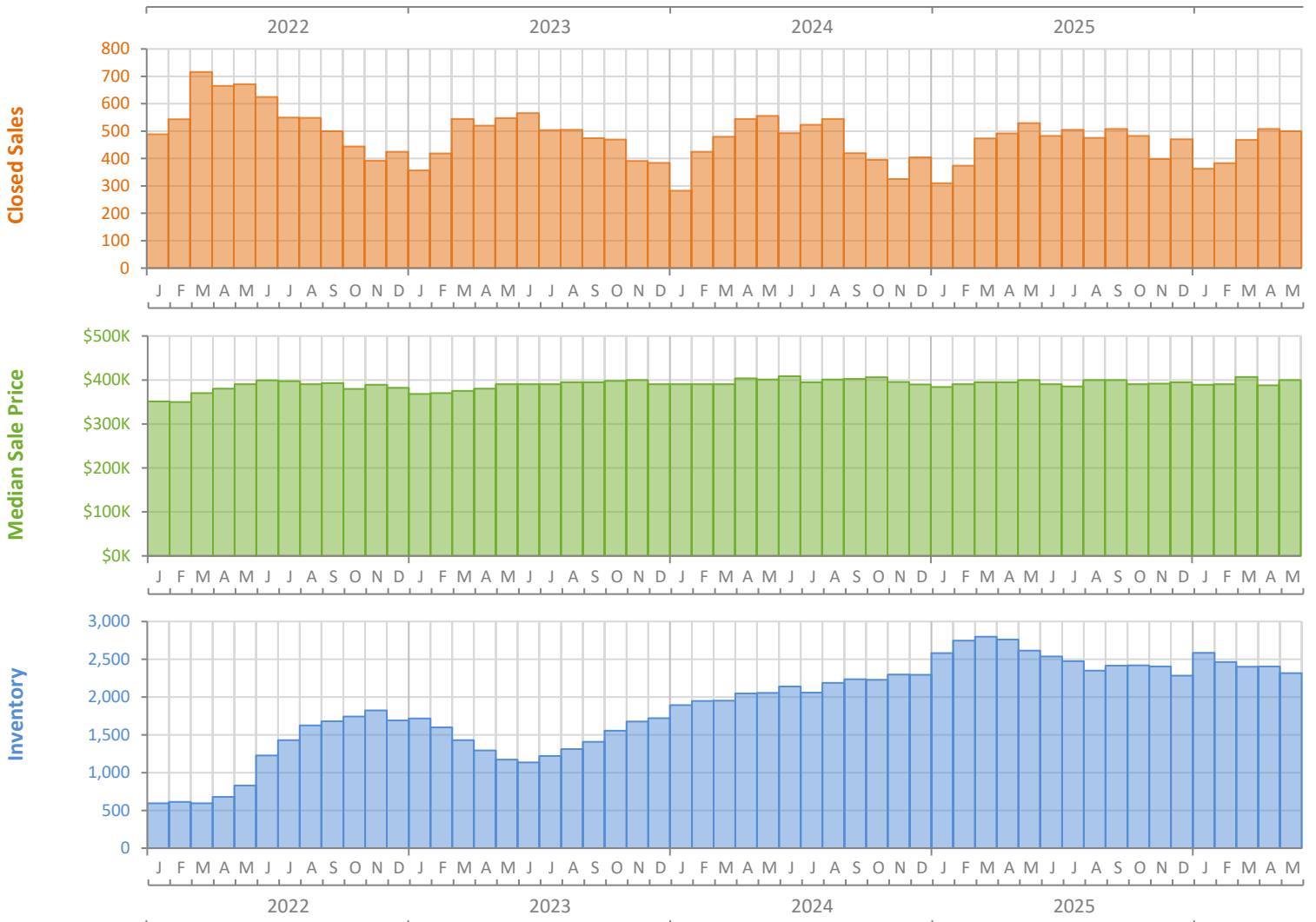
# Monthly Market Summary - May 2026

## Single-Family Homes

### St. Lucie County

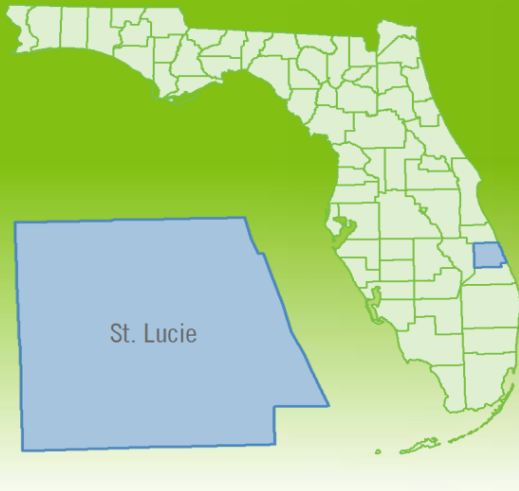


	May 2026	May 2025	Percent Change Year-over-Year
Closed Sales	500	529	-5.5%
Paid in Cash	141	128	10.2%
Median Sale Price	\$400,000	\$400,000	0.0%
Average Sale Price	\$436,495	\$448,970	-2.8%
Dollar Volume	\$218.2 Million	\$237.5 Million	-8.1%
Med. Pct. of Orig. List Price Received	95.3%	94.8%	0.5%
Median Time to Contract	52 Days	51 Days	2.0%
Median Time to Sale	91 Days	92 Days	-1.1%
New Pending Sales	570	575	-0.9%
New Listings	627	619	1.3%
Pending Inventory	833	802	3.9%
Inventory (Active Listings)	2,316	2,615	-11.4%
Months Supply of Inventory	5.0	5.9	-15.3%



# Monthly Distressed Market - May 2026

## Single-Family Homes St. Lucie County



		May 2026	May 2025	Percent Change Year-over-Year
Traditional	Closed Sales	495	524	-5.5%
	Median Sale Price	\$400,000	\$400,000	0.0%
Foreclosure/REO	Closed Sales	3	3	0.0%
	Median Sale Price	\$240,000	\$305,000	-21.3%
Short Sale	Closed Sales	2	2	0.0%
	Median Sale Price	\$306,757	\$365,000	-16.0%

