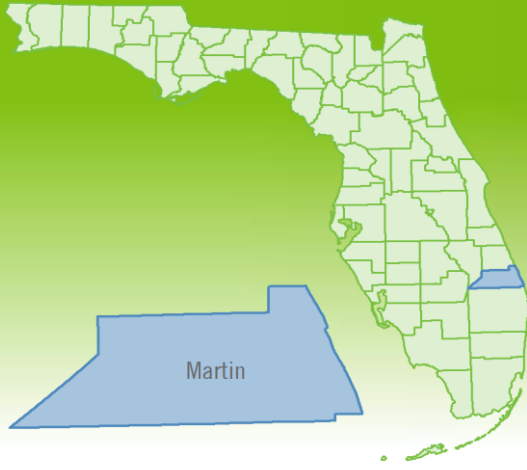


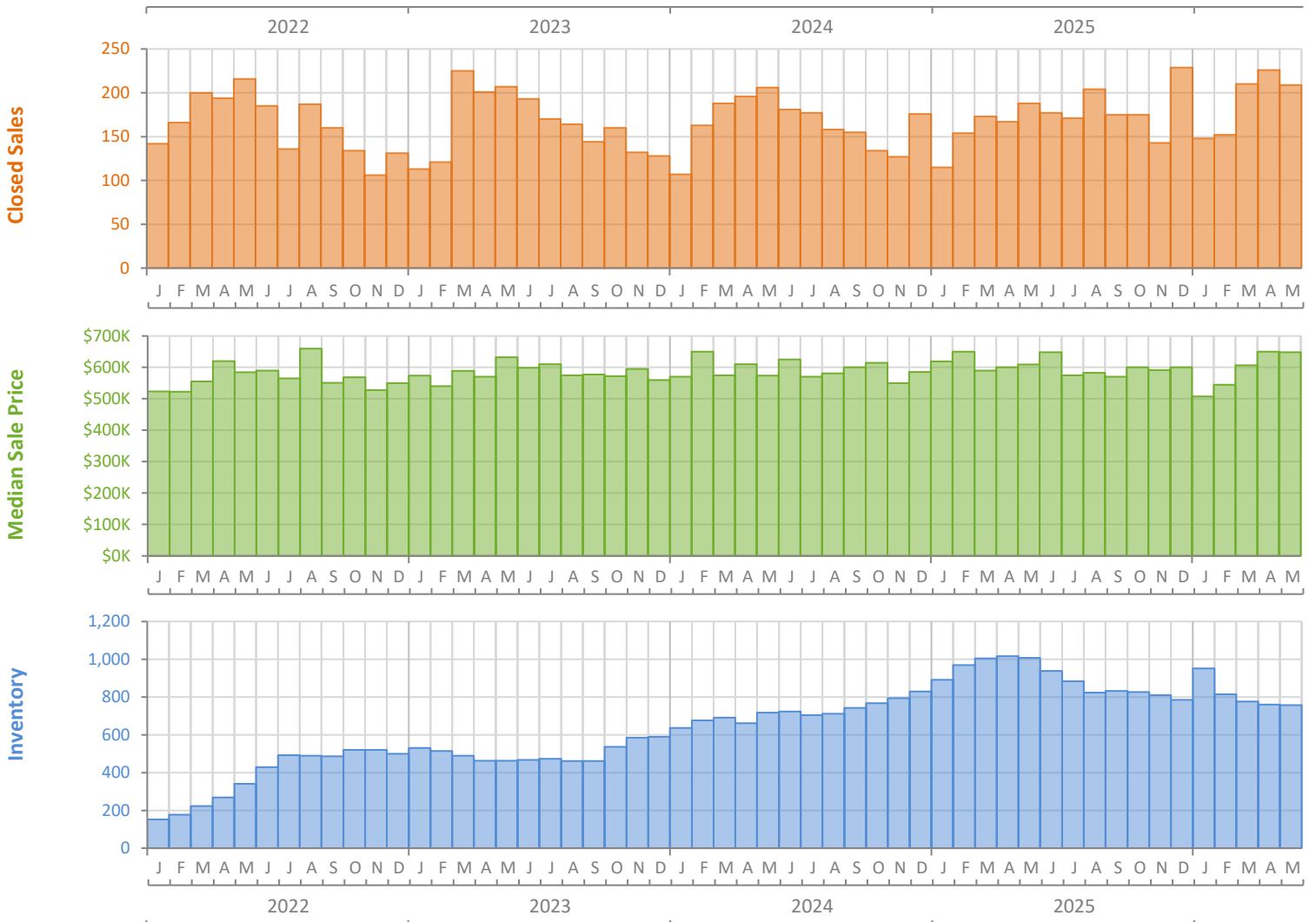
Monthly Market Summary - May 2026

Single-Family Homes

Martin County



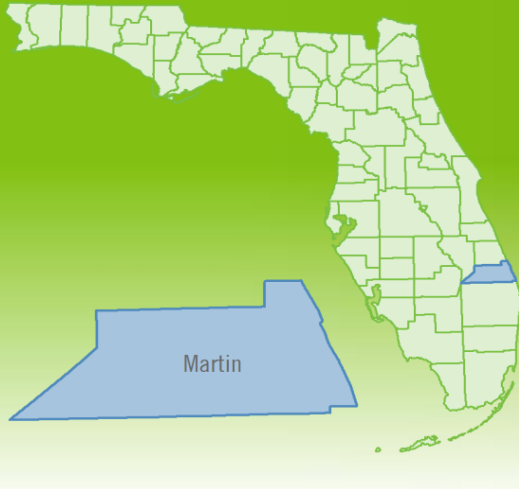
	May 2026	May 2025	Percent Change Year-over-Year
Closed Sales	209	188	11.2%
Paid in Cash	84	86	-2.3%
Median Sale Price	\$648,500	\$609,500	6.4%
Average Sale Price	\$966,406	\$1,058,509	-8.7%
Dollar Volume	\$202.0 Million	\$199.0 Million	1.5%
Med. Pct. of Orig. List Price Received	94.4%	94.1%	0.3%
Median Time to Contract	43 Days	54 Days	-20.4%
Median Time to Sale	86 Days	101 Days	-14.9%
New Pending Sales	195	158	23.4%
New Listings	237	221	7.2%
Pending Inventory	277	228	21.5%
Inventory (Active Listings)	757	1,008	-24.9%
Months Supply of Inventory	4.1	6.3	-34.9%



Monthly Distressed Market - May 2026

Single-Family Homes

Martin County



		May 2026	May 2025	Percent Change Year-over-Year
Traditional	Closed Sales	208	187	11.2%
	Median Sale Price	\$647,750	\$610,000	6.2%
Foreclosure/REO	Closed Sales	1	0	N/A
	Median Sale Price	\$670,000	(No Sales)	N/A
Short Sale	Closed Sales	0	1	-100.0%
	Median Sale Price	(No Sales)	\$393,500	N/A

