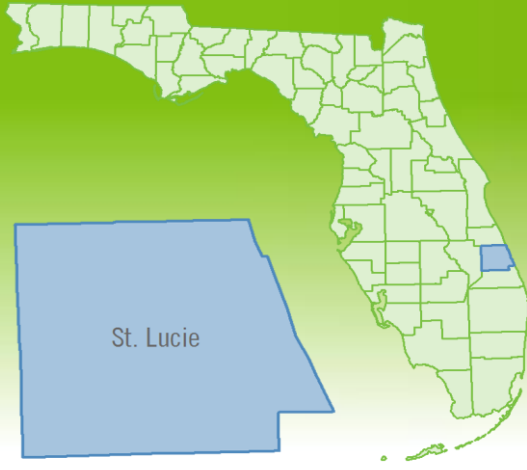


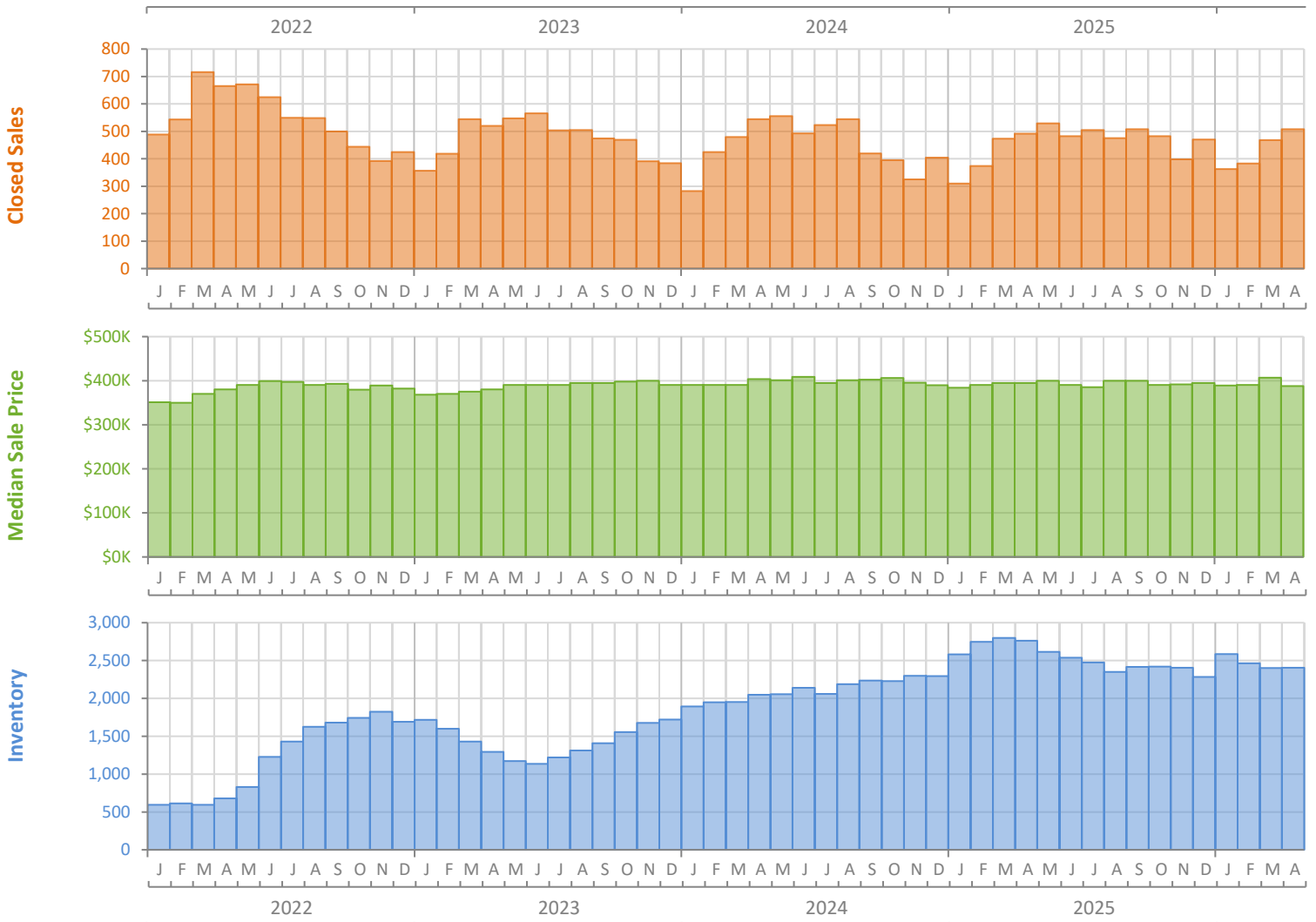
Monthly Market Summary - April 2026

Single-Family Homes

St. Lucie County

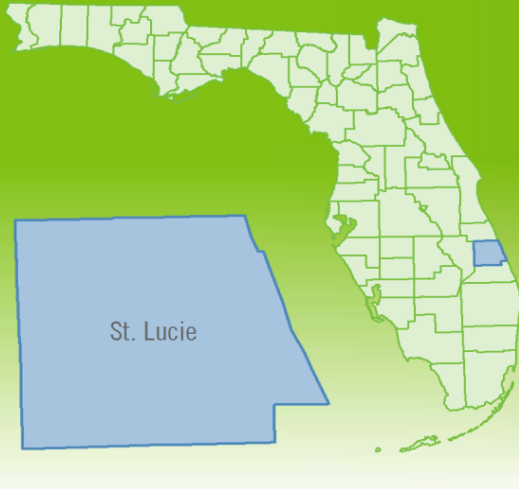


	April 2026	April 2025	Percent Change Year-over-Year
Closed Sales	508	492	3.3%
Paid in Cash	142	143	-0.7%
Median Sale Price	\$388,057	\$395,000	-1.8%
Average Sale Price	\$442,431	\$439,203	0.7%
Dollar Volume	\$224.8 Million	\$216.1 Million	4.0%
Med. Pct. of Orig. List Price Received	95.0%	95.0%	0.0%
Median Time to Contract	48 Days	47 Days	2.1%
Median Time to Sale	90 Days	85 Days	5.9%
New Pending Sales	577	581	-0.7%
New Listings	712	723	-1.5%
Pending Inventory	817	828	-1.3%
Inventory (Active Listings)	2,404	2,763	-13.0%
Months Supply of Inventory	5.2	6.2	-16.1%



Monthly Distressed Market - April 2026

Single-Family Homes St. Lucie County



		April 2026	April 2025	Percent Change Year-over-Year
Traditional	Closed Sales	502	488	2.9%
	Median Sale Price	\$390,000	\$395,000	-1.3%
Foreclosure/REO	Closed Sales	5	3	66.7%
	Median Sale Price	\$269,900	\$335,000	-19.4%
Short Sale	Closed Sales	1	1	0.0%
	Median Sale Price	\$365,000	\$189,900	92.2%

