



Florida & Miami Market Insights

Announcing the Merger of Two of the Largest U.S. Real Estate Associations Now Representing 93,000 Members

 **MIAMI** +  **RWorld**
REALTORS



Miami



Ft. Lauderdale



Palm Beaches



St. Lucie

TOP REAL ESTATE INDICATORS



+6%

Total Home Sales
Year-over-Year

+3%

Condo Sales
Year-over-Year

Miami-Dade

APRIL 2026

MEDIAN SALES PRICES | Miami-Dade



From 2007 Prices Increased ▲

76.3%

Single-Family Homes

65.4%

Condos

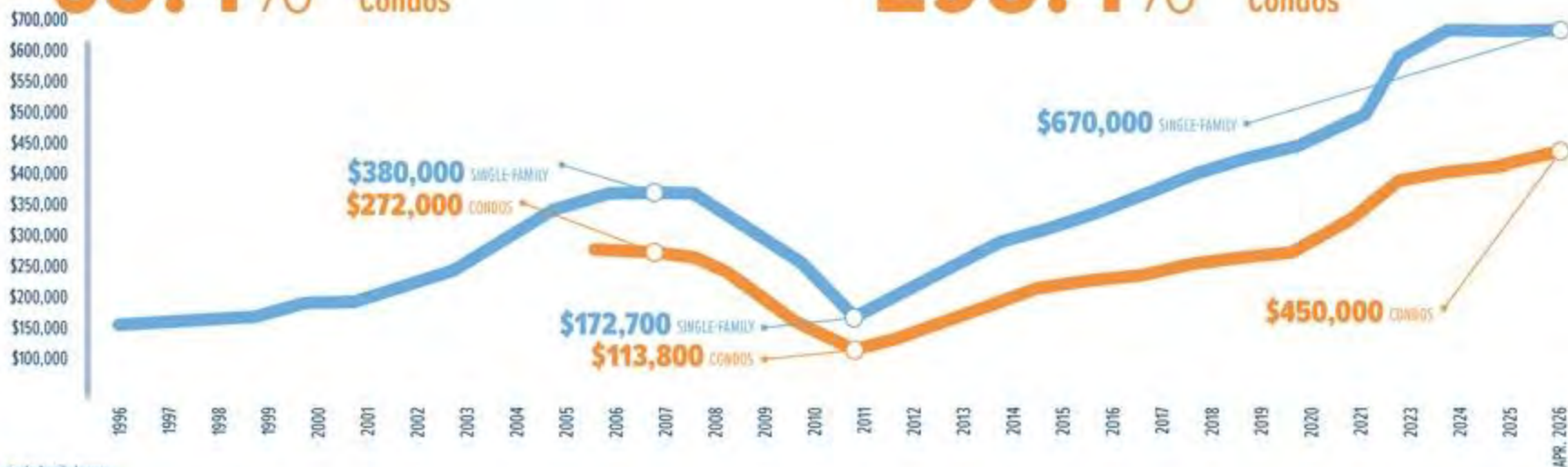
From 2011 Prices Have Increased ▲

287.9%

Single-Family Homes

295.4%

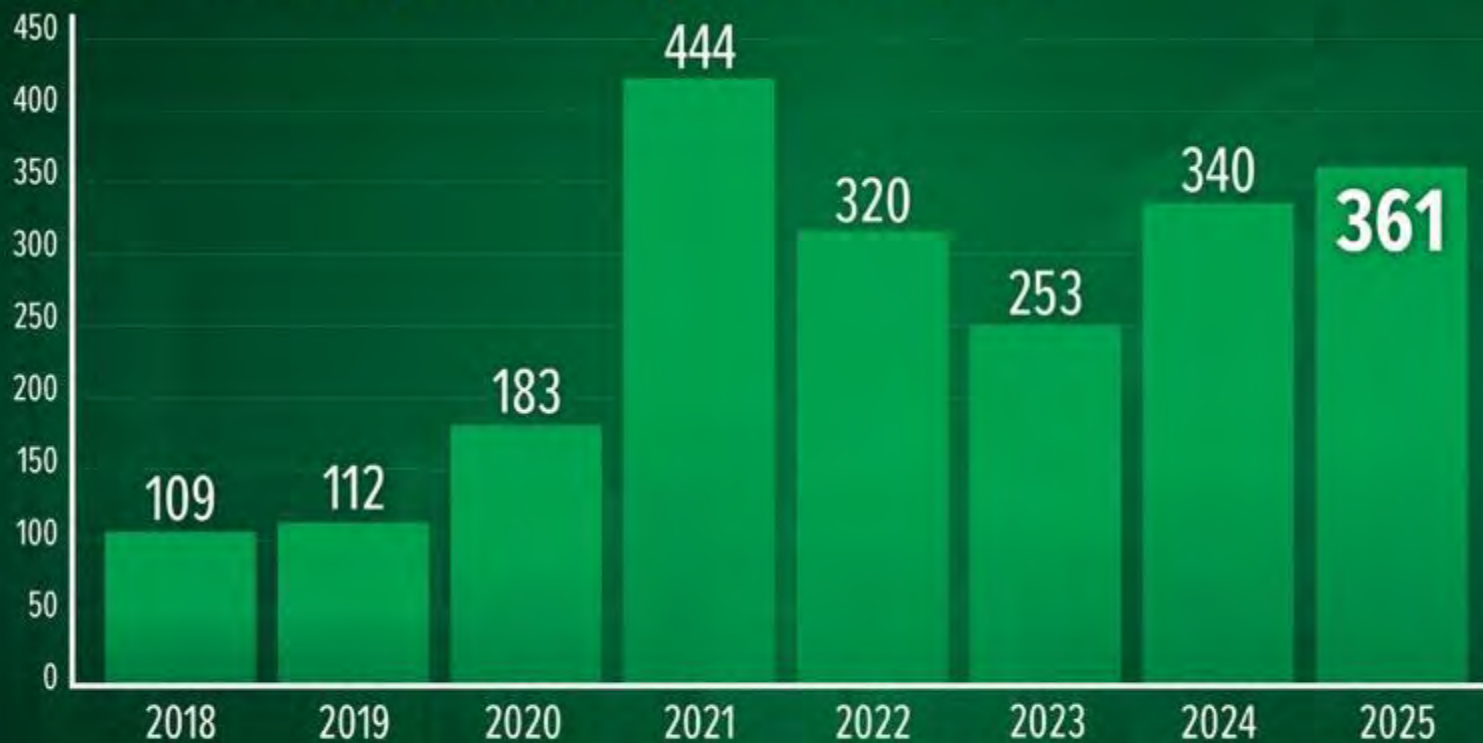
Condos



■ single-family homes
 ■ condos* (condo data was not tracked prior to 2005)

Miami's Ultra Luxury Real Estate Boom

South Florida \$10M & Up Home Sales



Source: MIAMI REALTORS® SEFMLS

82%

All-Cash

\$1M & Up Miami Condo Sales



3 Facts:

Miami averaged one \$10Million + home sale every day last year!

Miami New Construction Condos are being built taller than ever ... 80 – 100 stories!

2025 PROFILE of

International Homebuyer Transactions

of MIAMI Association of REALTORS® Members



January 2026



MIAMI REALTORS® Global Buyers During August 2024-July 2025

MIAMI REALTORS® Sales to Global Buyers

\$4.4 Billion

Dollar volume rose 42% year-over-year.

5,300

Global buyer purchases rose 33% year-over-year.

45%

MIAMI global buyers as a percent of all Florida's foreign buyers

15%

MIAMI global buyer sales to total existing home sales
(2% nationally)



Miami-Dade: \$3.2 Billion (+39% y/y)

Broward: \$785 Million (+34% y/y)

Palm Beach: \$123 Million (+31% y/y)

Other Florida counties: \$188 Million (+45% y/y)

Top MIAMI REALTORS® Global Buyers by Market Share



1. Colombia (15%)



2. Argentina (11%)



3. Mexico (7%)



3. Brazil (7%)



4. Venezuela (5%)



4. Canada (5%)

*by number of sales

MIAMI REALTORS® Global Buyers



\$558,700

Global buyer median purchase price



71%

Share of global buyers who purchased for vacation use, to rent out, or both



51%

Share of all-cash purchases



51%

Share of global buyers who purchased a condominium



69%

Share of global buyers who resided abroad



66%

Share of global buyers who visited Florida 2 times or less before purchasing a property

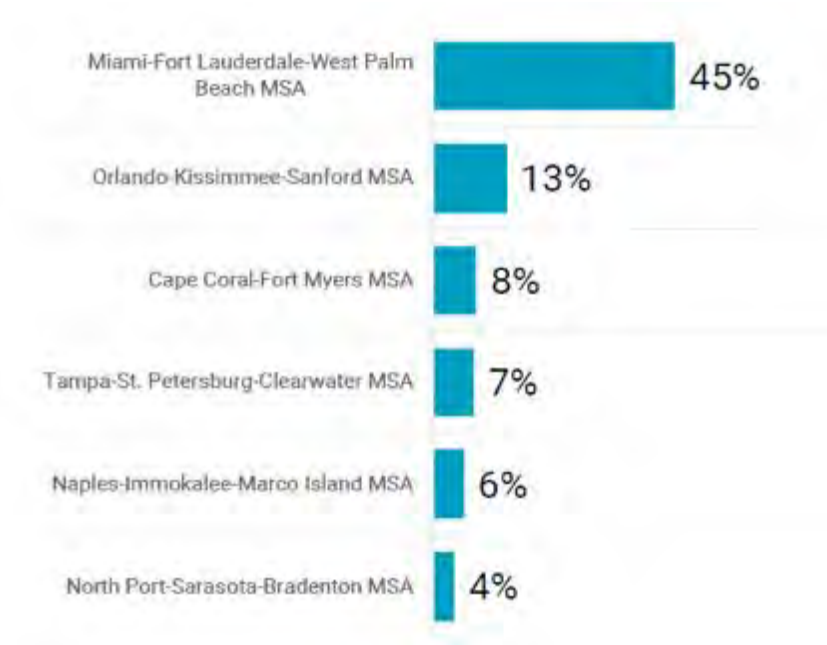
Florida: #1 Destination of U.S. Foreign Buyers for 17th Consecutive Year!

Share of Top 10 States to Total Foreign Buyer Purchases										
Year	FL	CA	TX	NY	AZ	HI	NC	MI	NJ	IL
2009	23%	13%	11%	2%	7%	1%	3%	1%	1%	4%
2010	22%	12%	8%	4%	11%	2%	2%	2%	2%	1%
2011	31%	12%	9%	3%	6%	2%	2%	1%	3%	3%
2012	26%	11%	7%	4%	7%	2%	2%	3%	1%	3%
2013	23%	17%	9%	3%	9%	2%	1%	2%	2%	2%
2014	23%	14%	12%	3%	6%	2%	2%	2%	3%	3%
2015	21%	16%	8%	3%	5%	2%	2%	2%	3%	3%
2016	22%	15%	10%	4%	4%	1%	3%	2%	4%	4%
2017	22%	12%	12%	3%	4%	2%	3%	2%	4%	3%
2018	19%	14%	9%	5%	5%	0%	3%	3%	4%	3%
2019	20%	12%	10%	3%	5%	1%	3%	2%	4%	3%
2020	22%	15%	9%	5%	3%	1%	3%	2%	4%	3%
2021	21%	16%	9%	4%	5%	0%	3%	3%	4%	3%
2022	24%	11%	8%	4%	7%	1%	4%	1%	3%	3%
2023	23%	12%	12%	3%	4%	0%	4%	1%	2%	4%
2024	20%	11%	13%	4%	5%	2%	4%	2%	4%	3%
2025	21%	15%	10%	7%	5%	3%	3%	3%	3%	3%

Top 10 list is based on the most recent year.

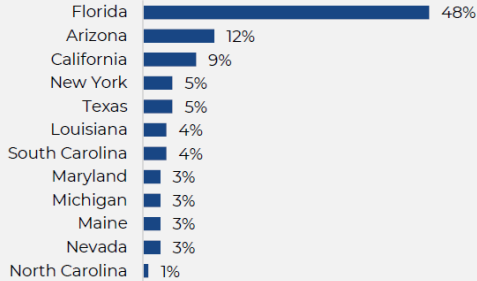
Source: NAR Profile of International Transactions in US Residential Real Estate. The NAR survey covers the 12-month period from April of the past year to March of the current year. The Florida and MIAMI International Survey cover the 12-month period from August of the past year to July of the current year.

Nearly Half of International Purchases are in South Florida

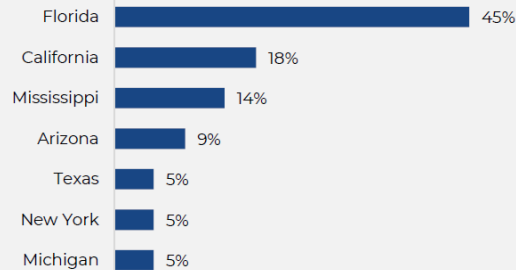


Florida: A Major Destination of U.S. Foreign Buyers in 2025

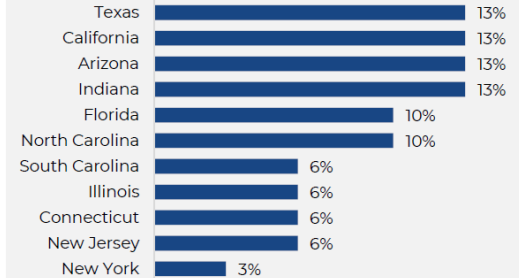
Major Destinations of Foreign Buyers from Canada



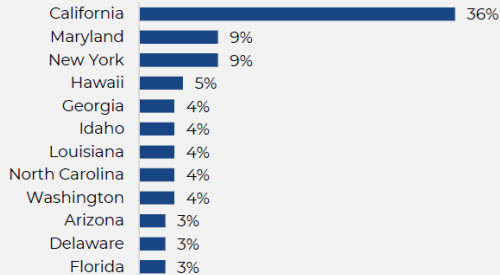
Major Destinations of Foreign Buyers from the United Kingdom



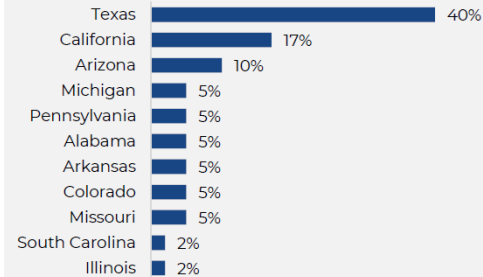
Major Destinations of Foreign Buyers from India



Major Destinations of Foreign Buyers from China

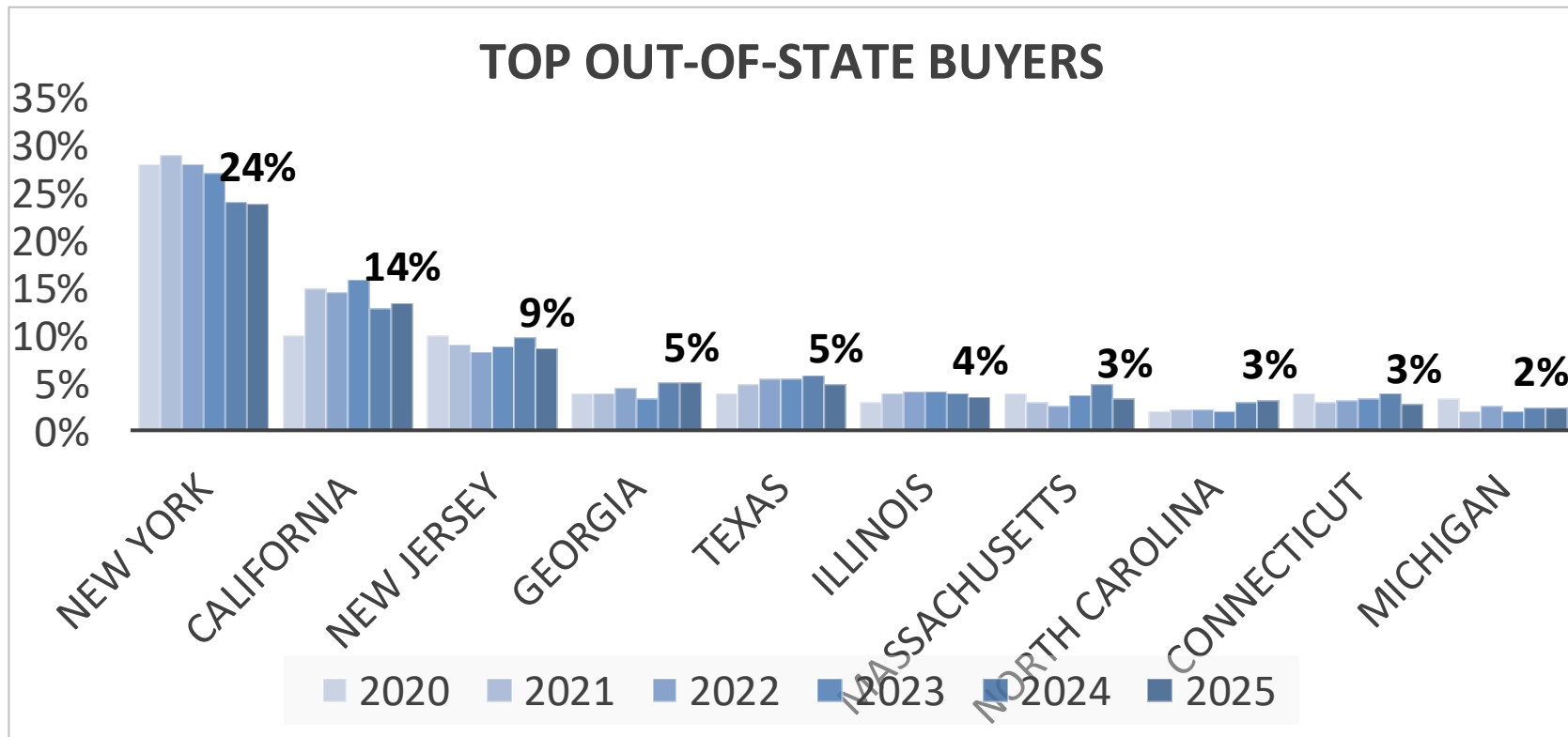


Major Destinations of Foreign Buyers from Mexico



*China includes buyers from the People's Republic of China, Hong Kong, and Taiwan.

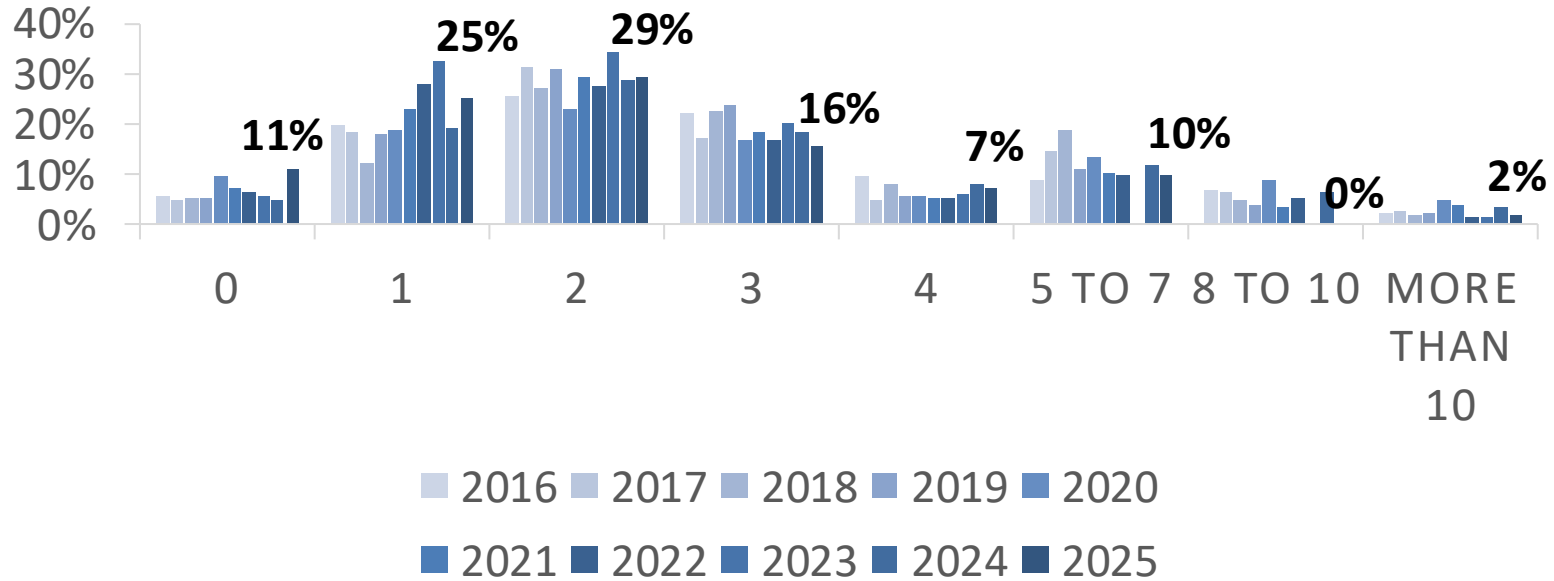
Miami is No. 1 Destination for New York Buyers for 6th Consecutive Year!



65% of MIAMI Foreign Buyers Visited Florida 2x or Less Before Purchasing

Foreign Buyers Purchasing without Visting Doubled to 11%

NUMBER OF TIMES BUYER VISITED FLORIDA BEFORE BUYING A PROPERTY

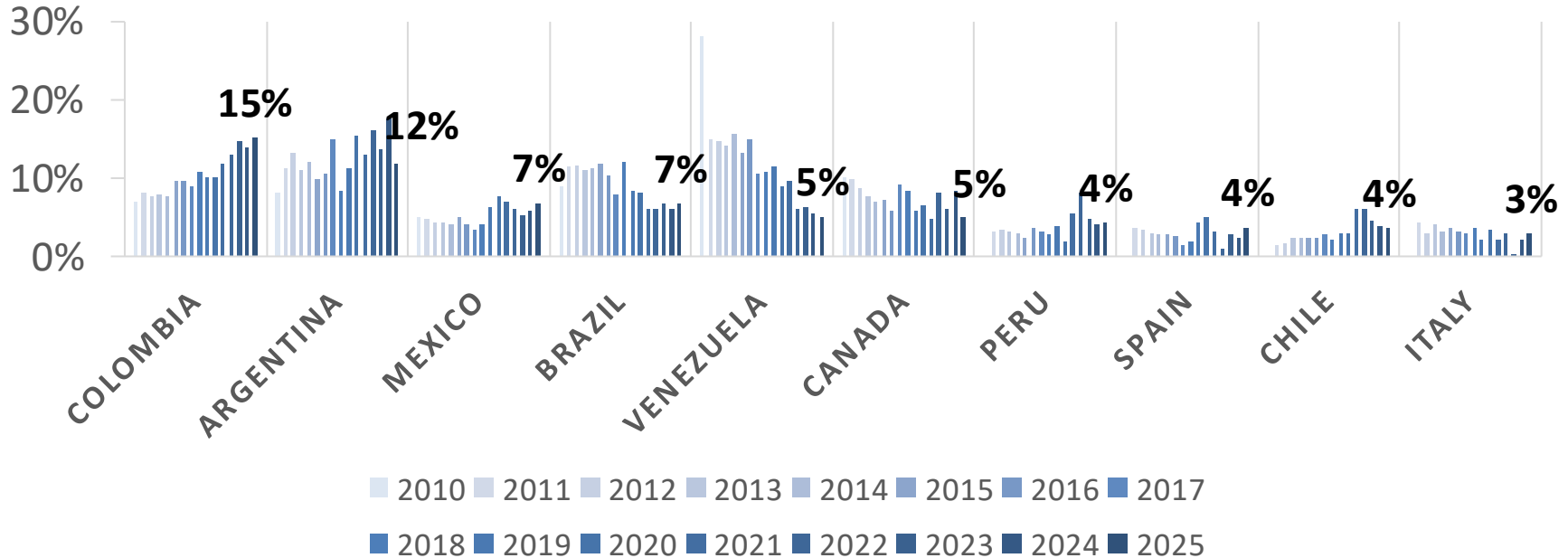


MIAMI Global Buyers Come from 55 Countries



Colombia is Top Country Purchasing in South Florida

MIAMI REALTORS® TOP FOREIGN BUYERS



*Rank is based on the rank of the most recent year.

MIAMI Top Tier Countries of Origin



**1. Colombia
(15%)**



2. Argentina (12%)



3. Brazil (7%)*



**3. Mexico
(7%)***



4. Canada (5%)**



4. Venezuela (5%)**



7. Peru (4%)



8. Spain (2%)



9. Chile (5%)



10. Italy (3%)



11. Ecuador (3%)



12. Dominican Republic (2%)

MIAMI Tier 2 Countries of Origin



13. Cuba (2.1%)



14. France (2.0%)



15. Turkey
(1.9)



16. Israel
(1.7%)



17. Honduras (1.5%)



18. Puerto Rico (1.5%)



19. El Salvador (1.4%)



20. United Kingdom (1.4%)



21. Uruguay (1.3%)



22. Nicaragua (1.2%)



23. Bolivia (1.2%)



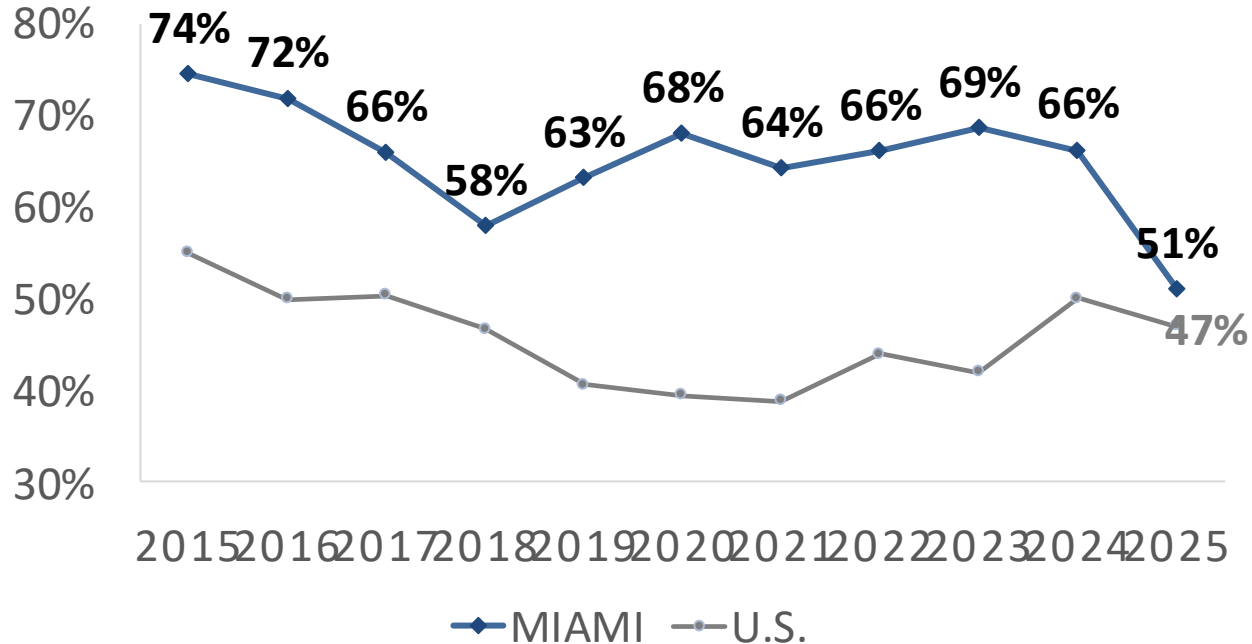
24. India (1.1%)

*Mexico and Brazil essentially tied for 3rd place. Venezuela and Canada essentially tied for 4th place. Rank is based on market share to the tenths digit. "China" includes PROC, Taiwan, and Hong Kong.

51% of MIAMI Foreign Buyers Paid All Cash

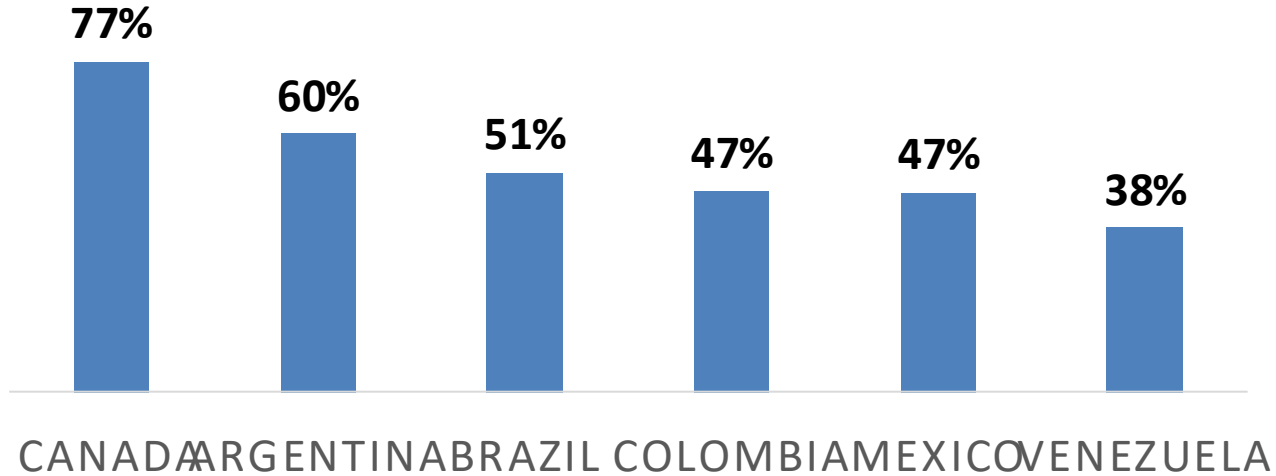
47% Among Foreign Buyers Nationally

ALL-CASH PURCHASES



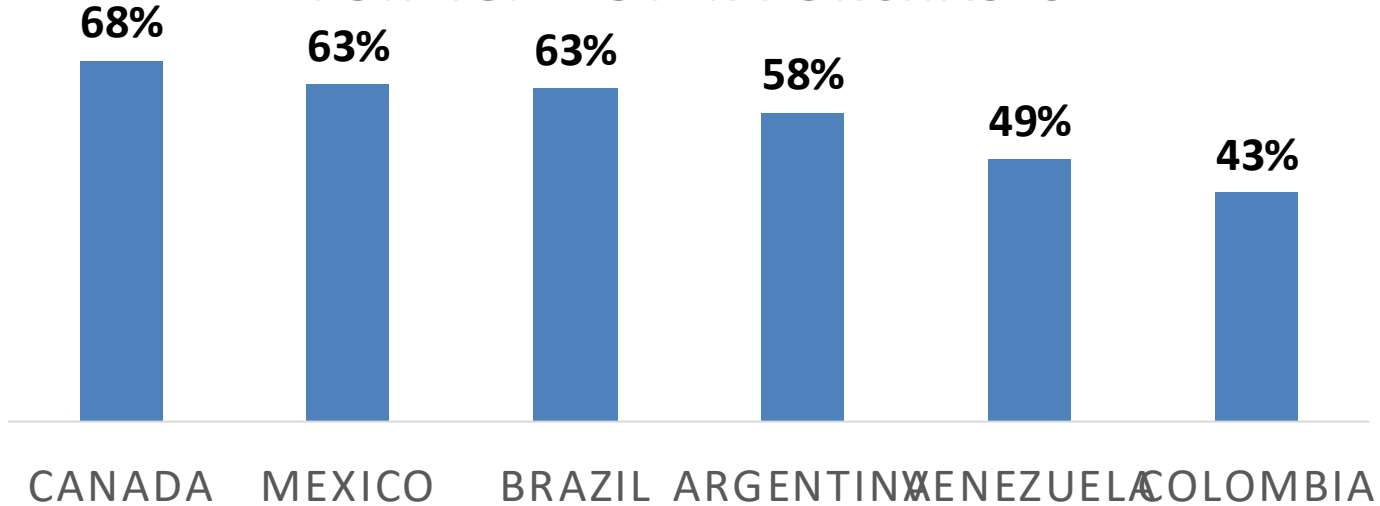
Canadians — Highest Cash Sales Share

ALL-CASH PURCHASES

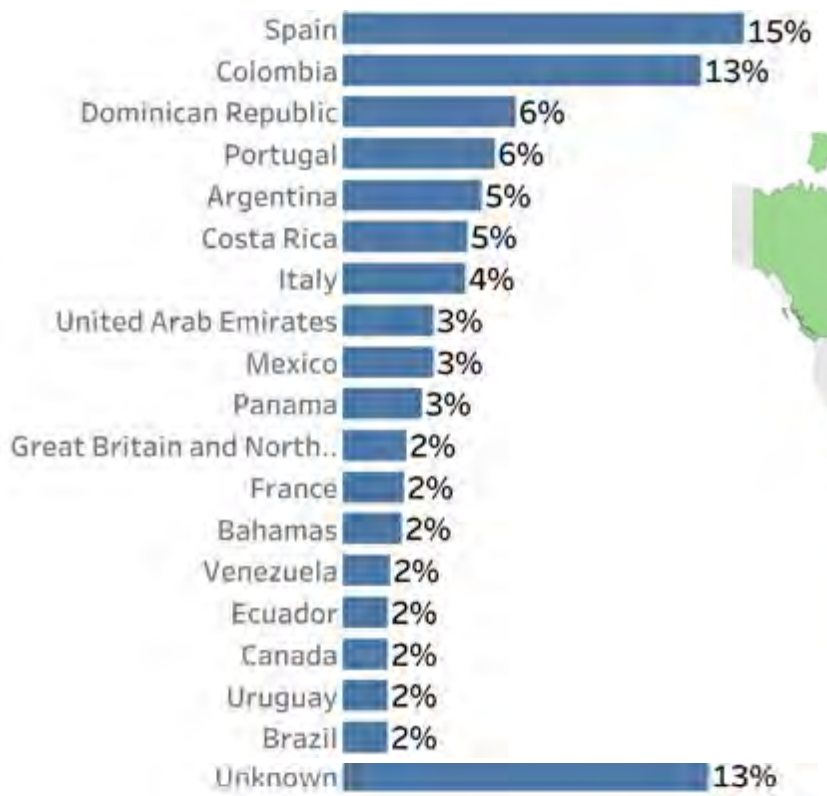


Canadians — Highest Fraction Who Purchased Condominiums

CONDOMINIUMS AS A PERCENT OF FOREIGN BUYER PURCHASES



Top Countries Americans in MIAMI Market Area Are Looking to Purchase Property



*Some respondents did not identify the country of interest so there could be more countries in the list.

MIAMI NEW CONSTRUCTION

A night-time photograph of the Miami skyline, featuring numerous skyscrapers and construction cranes. In the foreground, a multi-lane highway bridge spans across a body of water, with light trails from cars moving across it. The sky is dark with some clouds, and the city lights are reflected in the water.

GLOBAL SALES REPORT
FEBRUARY 2026

PRELIMINARY



Miami New Construction Market

February 2026



New Construction Buyers

50%

Global
Buyer Share

83%

Latin Americans
as a % of Global Buyers

8,664

Total Units Sold

WOLFF

ONE

Sotbeys

SERHANT.

Douglas Dimon

FORTUNE
CHRISTIES

ISGWORLD

IMG

Global Buyers of New Condominium Projects in the Miami Market Area



Market Area	Units Sold	Total Global Sales	Global Buyer Share	Latin Americans as a Percent of Int'l Buyers
Miami-Dade County	7,749	4,050	52%	83%
Broward County	635	256	40%	81%
Palm Beach County	279	N/A	N/A	N/A
Grand Total	8,664	4,315	50%	83%

Note: N/A – Not available



ONE



82 Countries Buy Miami New Construction



- | | | |
|--------------------|--------------|---------------------|
| Abkhazia | Egypt | Nicaragua |
| Andorra | El Salvador | Nigeria |
| Argentina | France | Pakistan |
| Armenia | Germany | Panama |
| Australia | Grand Cayman | Paraguay |
| Austria | Greece | Peru |
| Azerbaijan | Guatemala | Poland |
| Bahamas | Haiti | Portugal |
| Bangladesh | Honduras | Puerto Rico |
| Barbados | Hungary | Qatar |
| Belgium | Iceland | Romania |
| Belize | India | Russia |
| Bolivia | Ireland | Saudi Arabia |
| Brazil | Israel | South Africa |
| Bulgaria | Italy | Spain |
| Canada | Jamaica | Swaziland |
| Chile | Japan | Switzerland |
| China | Kazakhstan | Trinidad and Tobago |
| Colombia | Kuwait | Turkey |
| Costa Rica | Latvia | Turks and Caicos |
| Croatia | Lebanon | Ukraine |
| Cuba | Lithuania | UAE |
| Cyprus | Luxembourg | United Kingdom |
| Czech Republic | Malaysia | Uruguay |
| Denmark | Mexico | Venezuela |
| Dominican Republic | Monaco | Vietnam |
| Dubai | Morocco | |
| Ecuador | Netherlands | |

CEBRER

CNE

Sotheby's

SERHANT.

Douglas Elliman

FORTUNE

CHRISTIE'S

ISG WORLD

LMG



Florida's Gold Coast

“The Only Place a CEO can Scale”

– Related Ross CEO Stephen Ross

8,664 Total New Construction Units Sold

Source: MIAMI REALTORS® Preliminary New Construction Report- February 2026

CERBERA

ONE

Sotheby's

SERHANT.

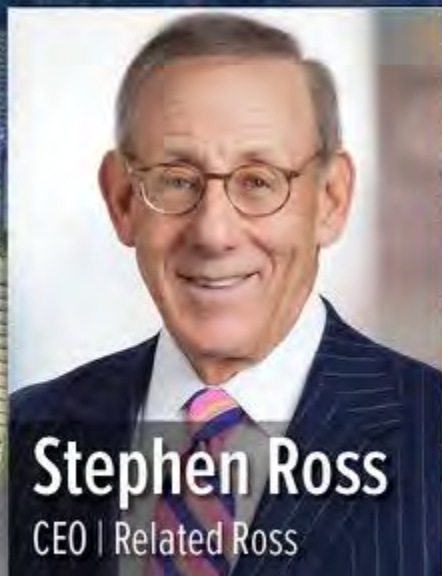
Douglas Elliman

FORTUNE
CHRISTIES

ISGWORLD

LAG

**How hot is Miami when
two of the world's richest people
are spending \$10M to attract other CEOs?**



FLORIDA'S GOLD COAST

AMBITION ACCELERATED

**IF YOU'RE BOXED IN
BY YOUR CITY, THE
DOORS TO THE GOLD
COAST ARE WIDE
OPEN.**

**THE GOLD COAST IS #1 AMONG
MAJOR METROPOLITAN
REGIONS FOR NEW BUSINESS
FORMATION PER CAPITA.**

**IMAGINE MOVING
YOUR BUSINESS**

**TO THE NATION'S TOP MAJOR
METROPOLITAN REGION FOR
GDP GROWTH.**

**IMAGINE RUNNING A
BUSINESS**

**IN A STATE THAT'S SECOND IN
THE NATION FOR LEAST
BUSINESS REGULATION PER
CAPITA.**

**BUILD WHERE
TALENT WANTS TO
BE**

**FLORIDA'S GOLD COAST IS #3
AMONG MAJOR METROS FOR
ATTRACTING TALENT.**

**IMAGINE A PLACE
THAT NOT ONLY
ATTRACTS TALENT,
BUT TRAINS IT TOO.**

**#1 HIGHER EDUCATION SYSTEM
IN AMERICA.**

**WHAT IF YOUR
EMPLOYEES MADE
10% MORE EVERY
YEAR? GUARANTEED.**

**NO STATE INCOME TAX.
IT'S IN OUR CONSTITUTION.**

Average Salaries of People Moving to Miami



1. Illinois	\$172,632	6. Connecticut	\$140,088
2. New York	\$164,480	7. DC	\$137,156
3. Washington	\$164,144	8. Pennsylvania	\$135,212
4. California	\$155,864	9. Minnesota	\$133,236
5. Maryland	\$143,868	10. Rhode Island	\$129,712

Miami-Dade \$71,753 (Median household income via Census data)

SOURCE: MIAMI REALTORS® analysis of U.S. Census data

Miami In the RANKINGS



#1
U.S. Market for Int'l
Homebuyers

Source: Realtor.com, 2025

Miami In the RANKINGS



#2

Luxury Real Estate
Markets Where the
Ultra-Rich are Buying
in 2025

Source: GoBankingRates, 2025

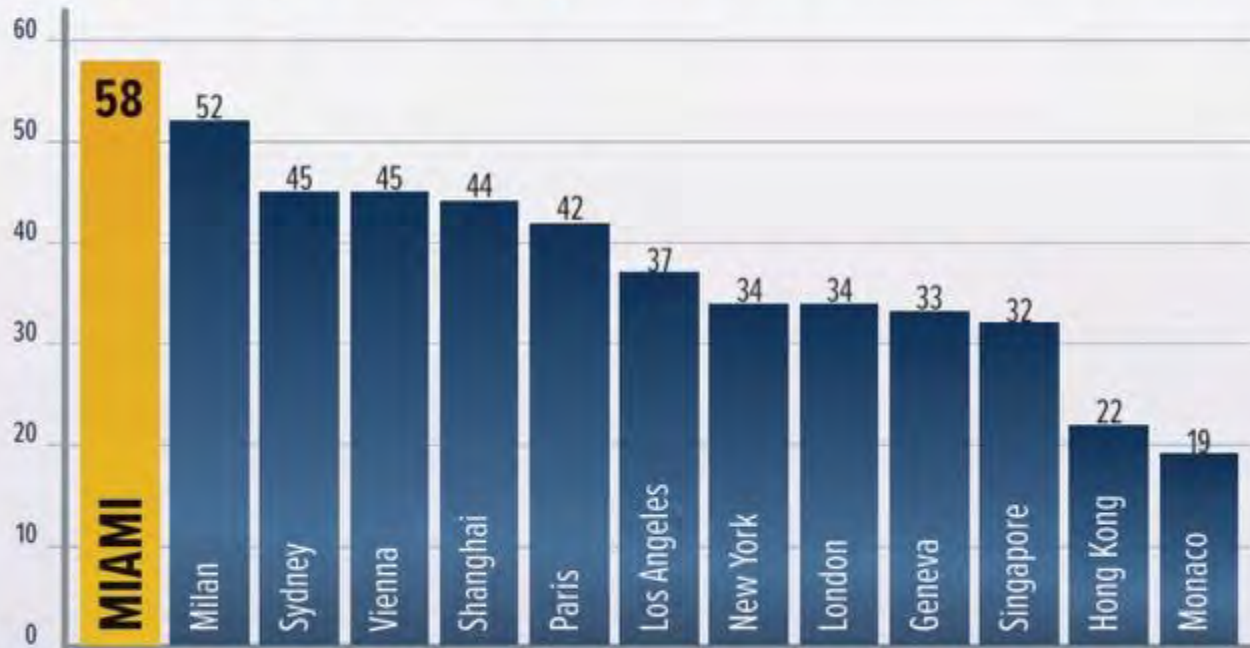
TOP 10 Global Markets for Five-Year Growth



	% Growth		% Growth
1. Dubai	146.6%	6. Orange County	66.5%
2. Palm Beach	117.2%	7. Riyadh	64.5%
3. Manila	86.6%	8. Seoul	60.4%
4. Miami	84.3%	9. St. Tropez	58.4%
5. Aspen	72.8%	10. Algarve	57.8%

Source: Knight Frank The Wealth Report 2025

How Many Square meters of prime property \$1M buys in selected cities



Source: Knight Frank The Wealth Report 2025

Miami TOP RANKINGS



Miami Top 100

Miami In the RANKINGS



#1
World's Leading Lifestyle
Destination

Source: World Travel Awards, 2023



Miami In the RANKINGS



#5
Most US
\$10M+ quarterly
Residential Sales

Source: Knight Frank, 2025

Miami In the RANKINGS



#4

Highest Number of
Ultra Wealthy Individuals
in the World

Source: Altrata, 2025

Miami In the RANKINGS



#1
Most All-Cash Sales
in the U.S.
in First Half
of 2025

Source: Realtor.com, 2025

Miami In the RANKINGS



#3

Highest Prime Property Price Growth in the World

(Palm Beach)

Source: Knight Frank, 2026



Miami In the RANKINGS



#1

Home Appreciation in the U.S.

Source: CoreLogic U.S. Home Price Insights, 2024

Miami In the RANKINGS



#1
All-Cash Market
in the U.S.

Source: Redfin, 2026

Miami In the RANKINGS



#1

Most \$1 Million Home
Listings in the U.S.

Source: Realtor.com, 2026



Miami In the RANKINGS



#1

Most Owner-Occupied
Homes in the U.S.

Source: Realtor.com, 2025



Miami In the RANKINGS



#6

Highest Total Housing
Value by U.S. Metro

Source: Zillow, 2025

Miami/South Florida In the RANKINGS



#5
Most Millionaire
Growth in the World

Source: 2025 Henley & Partners World's
Wealthiest Cities Report

Miami TOP RANKINGS



TOP 5

Where Billionaires
Continue to Buy Homes

Source: Realtor.com, 2024



Miami In the RANKINGS



#2

America's Fastest-
Growing Millionaire Hub
(West Palm Beach)

Source: USA Wealth Report, 2025



Palm Beach TOP RANKINGS



#3

Most Home Sales of
\$10 Million or More
in the U.S.

Source: Compass, 2024



Miami In the RANKINGS



#2

Top Global Market for
Five-Year Growth

#2 Palm Beach

#4 Miami

Source: Knight Frank The
Wealth Report, 2025

 **MIAMI** +  **RWorld**

Miami In the RANKINGS



#3

Top Buyer's Market
in the U.S.

Source: Zillow Market Heat Index, 2025

Miami In the RANKINGS



#4

Where Median Home Prices Doubled the Fastest

Source: Point2Homes, 2024

Miami In the RANKINGS



Highest Equity-Rich
Population in the U.S.

Palm Beach ranked #4
Miami-Dade ranked #5

Source: ATTOM, 2024

Miami In the RANKINGS



#2

Fastest Growing County
in the U.S.

Source: U.S. Census, 2024



Miami In the RANKINGS



#1

Foreign-born population
in the U.S.

Source: BestCities.org, 2022

Miami In the RANKINGS



#1
Most International
Migration in the U.S.

Source: U.S. Census Bureau, 2025

Miami In the RANKINGS



#1

Best U.S. City for Foreign Investment

Source: Financial Times & Nikkei, 2022

Miami In the RANKINGS



#7

Highest Prime Price
Forecast for 2024
...in the World

Source: Knight Frank, 2024

Miami In the RANKINGS



#1

Top Destination in the
World for Those with
\$100M in Investible
Assets

Source: New World Wealth and Henley & Partners, 2024

Miami In the RANKINGS



#4

Most Uber-Luxury Residential Sales in the World

Source: Knight Frank, 2024

Miami In the RANKINGS



**Miami is #1
for International Buyers
in U.S.**

Florida - #1 in U.S. for International Sales 20%

Miami MSA is apx half of all international
home sales in the entire State of Florida

Source: NAR International/Florida Realtors Global Report 2024

Miami In the RANKINGS



#2

Fastest Growing City in the U.S.

Source: U.S. News & World Report, 2024



Miami In the RANKINGS



#1

Best 15-minute U.S. City

(access to everything you need in
15-minute radius)

Source: [moveBuddha.com](https://www.moveBuddha.com), 2021

Miami In the RANKINGS



#1

Fastest U.S.
Employment Growth
(Miami-Miami Beach)

Source: U.S. Bureau of Labor Statistics, 2025

Miami In the RANKINGS



#6

Best U.S. City for International Business

Source: FT-Nikkei, 2024

Miami In the RANKINGS



#5

Best Place to Start a Business

Source: WalletHub, 2024

Miami In the RANKINGS



#4

Best Place to Retire
in the U.S.

Source: WalletHub, 2025

Miami In the RANKINGS



#11

Biggest Net Gain of Corporate HQs since 2017

Source: HireaHelper.com, 2024

Miami In the RANKINGS



#2

Wage Growth in the U.S.

Source: Wall Street Journal, 2024

Miami In the RANKINGS



#8

Best Tech Job City
in the U.S.

Source: Course Report, 2024

Miami In the RANKINGS



#5
Most Venture Capital
Transaction Volume

Source: eMerge Insights Florida
Venture Capital Report, 2024



Miami In the RANKINGS



#1

Economy in the U.S.
(Florida)

Source: CNBC, 2024

Miami In the RANKINGS



#2

Largest Vacation Home
Market in the U.S.
(Miami Beach)

Source: MIAMI REALTORS® analysis
of U.S. Census data, 2025



Miami In the RANKINGS



#2

Top Target for
Commercial Real Estate
Investment in the U.S.

Source: CBRE, 2025

Miami In the RANKINGS



#3

Best U.S. City for Investing in Commercial Real Estate

Source: DLA Piper, 2023

Miami In the RANKINGS



#1

Office Market in the U.S.
(lowest vacancy)

Source: Commercial Café, 2025

Miami In the RANKINGS



#2

Most Office Space
Under Construction
in the U.S.

Source: Commercial Edge, 2024

Miami In the RANKINGS



#1
Lowest U.S. office
vacancy rate

Source: Commercial Edge, 2025

Miami In the RANKINGS



#1

Hottest Market for Apartments in the U.S.

Source: RentCafe, 2024

Miami In the RANKINGS



#1
Most Multifamily
Construction
in the U.S.

Source: MIAMI REALTORS® analysis
of MIAMI MLS and Rental Beast data



Miami In the RANKINGS



#1

Largest Spanish-born population in the U.S.

(126,000 immigrants from Spain in Miami mega region)

Source: Migration Policy Institute Data Hub, 2026

Miami In the RANKINGS



#1

U.S. Metro Viewed by International Shoppers

Source: Realtor.com, 2026

Miami In the RANKINGS



#1

Most Valuable Soccer Club in the U.S.

(#16 in the World- Inter Miami)

Source: Sportico, 2026

Miami In the RANKINGS



#1

Highest Concentration of Spanish Speakers in the U.S.

(Hialeah- 91.9%)

Source: Census, 2026

Miami In the RANKINGS



#3

Best Salsa Dancing City in the U.S.

Source: TouristSecrets, 2026

Miami In the RANKINGS



#2

Most Tapas Restaurants in the U.S.

Source: Poidata, 2026

Miami In the RANKINGS



#1

Most Wellness Obsessed City in North America

Source: Betway Insider, 2026

Miami In the RANKINGS



#4
Best U.S. City

Source: 2025 Resonance
World's Best Cities Report



Miami In the RANKINGS



#1
Happiest
City in the U.S.

Source: Mindbody Wellness Index, 2022

Miami In the RANKINGS



#9

Healthiest City to Live in the World

Source: Healthnews, 2024

Miami In the RANKINGS



#6
Cleanest U.S. City

Source: House Fresh, 2023

Miami In the RANKINGS



#9

Greenest U.S. City

Source: EnVols Magazine (Air France), 2023

Miami In the RANKINGS



#4
Friendliest City
in the U.S.

Source: Match Group's social and
dating app YUZU, 2025

 **MIAMI** +  **RWorld**
REALTORS

Miami In the RANKINGS



#1
Best Food City
in America

Source: Food & Wine, 2025

Miami In the RANKINGS



#3

Most Prestigious Art Fair
in the World
(Art Basel Miami Beach)

Source: TimeSpek, 2023

Miami In the RANKINGS



#5

Best City for Art Deco in the World

Source: Nomad Epicureans

Miami In the RANKINGS



#3

Tallest Skycrapers in the U.S.

Source: The Council of Tall Buildings
& Urban Habitat, 2024



Miami In the RANKINGS



#6

Best Skyline in the U.S.

Source: Rent.com, 2024

Miami In the RANKINGS




#8

Best Sports City
in the World

Source: Burson, 2025

Miami In the RANKINGS



#1

Only city in the world with
NFL, NBA, MLB, NHL, MLS,
and Formula 1

Source: Various professional sports leagues

Miami In the RANKINGS



#2

Most International Tourism in the U.S.

Source: Luxury Link, 2024

Miami In the RANKINGS



#1
Best U.S. Airport
for Layovers (MIA)

Source: Global Traveler Magazine, 2025

Miami In the RANKINGS




#1

Highest-performing hotel
market in the U.S.

Source: CoStar, 2024

Miami In the RANKINGS



#1

Best Convention Center
in the U.S.
(Miami Beach
Convention Center)

Source: 2024 Skift Meetings Awards



Miami In the RANKINGS



#2
Most Pedestrian
Friendly City
in the U.S.

Source: StorageCafe, 2025

Miami In the RANKINGS



#7

Top U.S. City for
Food and Drink

Source: Food & Wine 2024 rankings

Miami In the RANKINGS



#1
Best Ice Cream in
America

(Cielito, Azucar Ice Cream & Fireman Derek)

Source: the64.com, 2025

Broward TOP RANKINGS



#6

Best Boating Destination
in the U.S. in 2024
(Fort Lauderdale)

Source: Boatsetter, 2024

Miami In the RANKINGS



#1

Most Popular and
Photogenic Beach in the
World (Miami Beach)

Source: Inkifi, 2023

Miami In the RANKINGS



#6
Best Skyline in
North America

Source: City Geek, 2025

Miami In the RANKINGS



#1
U.S. City Where the
Most Attractive Women
Live Right Now

Source: Reddit, 2025

Miami In the RANKINGS



#2
Best Party City
in the U.S.
(Miami Beach)

Source: U.S. News & World Report, 2025

Miami In the RANKINGS



#1

The Latest Nights in the U.S.

(Highest percentage of all nightlife rides
between 3 a.m. and 5 a.m.)

Source: Lfyt, 2025

Miami In the RANKINGS



#1

Nude Beach in the World (Haulover Beach - Miami Beach)

Source: The U.K.-based lingerie & swim brand Pour Moi, 2023

Miami In the RANKINGS



#3

Most Romantic City
in the World

Source: Pour Moi, 2025

Miami In the RANKINGS



#2

Most Popular Beach
in the World
(South Beach)

Source: Travel map Visited, 2025

Miami In the RANKINGS



#1
Coolest Neighborhood
in America (Wynwood
Art District)

Source: TheTravel.com, 2025

Miami In the RANKINGS



#2

Most Exciting City
in the U.S.

Source: FinanceBuzz, 2025

Miami In the RANKINGS



#8
Most Sinful City
in America

Source: WalletHub, 2025

Miami In the RANKINGS



#1

American City with the
Prettiest People

Source: HGTV

Miami In the RANKINGS



#5

Most Five-Star Hotels in the World

Source: WorldAtlas, 2024

Miami In the RANKINGS



#1

Ultimate Shopper's Paradise in the U.S.

Source: Storage Café, 2024

Miami In the RANKINGS



#1
Most Supercar-Obsessed
City in the U.S.

Source: Chasing Cars, 2023

Miami In the RANKINGS



#3

Most Fun City in America

Source: WalletHub, 2024

Miami In the RANKINGS



#2

Best Party City in the U.S.

Source: U.S. News & World Report, 2023



Miami In the RANKINGS



#7

Largest Export Hub
in the U.S.

Source: International Trade Administration, 2026

Miami In the RANKINGS



#2

U.S. Airport for Most
International Passengers
(MIA)

Source: MIA, 2026

Miami In the RANKINGS



#8

Busiest Private Jet Route
in the World

(New York to Boca Raton, FL)

Source: Knight Frank, 2026

Miami In the RANKINGS



#2

Corporate HQ Relocation Momentum in the U.S.

Source: CBRE, 2026

Miami In the RANKINGS



#3

Foodie City in the World

Source: Holafly, 2026

Miami In the RANKINGS



#3

Most Beauty-Obsessed City in America

Source: Google Trends, 2026

Miami In the RANKINGS



#1

Most Instagram
Influencers per Capita
in the U.S.

Source: Business Insider, 2026

Miami In the RANKINGS



#1

Best U.S. City for Boaters

Source: Redfin, 2026

Miami In the RANKINGS



#2

Most Live, Work, Play
Developments in the U.S.

Source: CoWorkingCafe, 2026

Miami In the RANKINGS



#5

Best City to Start a
Career

Source: WalletHub, 2026



Palm Beach TOP RANKINGS



#1
Dog-Friendly Beach
in the U.S.
(Jupiter Dog Beach)

Source: USA Today's 2024 Reader's Choice List

Miami In the RANKINGS



#9

Best U.S. City
to be a Dog

Source: Honest Paws

Miami In the RANKINGS



#10

Best Big City in the
United States

Source: Conde Nast Traveler, 2024

Miami In the RANKINGS



#9

Most Expensive Street in
the U.S.
(Brickell)

Source: JLL, 2024

Miami TOP RANKINGS



Miami is
Known as ...

Miami TOP RANKINGS



The Most Important City in America

Source: Financial Times

Miami TOP RANKINGS



The Capital of Capital



Miami TOP RANKINGS



The U.S.'s New Economic Powerhouse

Source: Daily Mail

Miami TOP RANKINGS



The Wall Street
of the South

Miami TOP RANKINGS



America's New Financial Hub

Source: JLL report

Palm Beach TOP RANKINGS



The Golf Capital
of Florida
#PalmBeach

Miami TOP RANKINGS



The Wealth-Management Hub for Latin America

Source: Bloomberg

Miami TOP RANKINGS



The Most Important
Place in the Art
World

Source: MSN

Miami TOP RANKINGS



The Hot New Tech Hub

Source: Wall Street Journal

Miami TOP RANKINGS



U.S. Capital of Cool

Source: Time Magazine