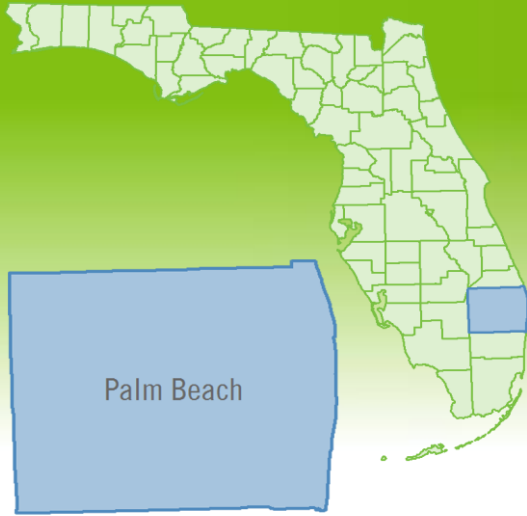


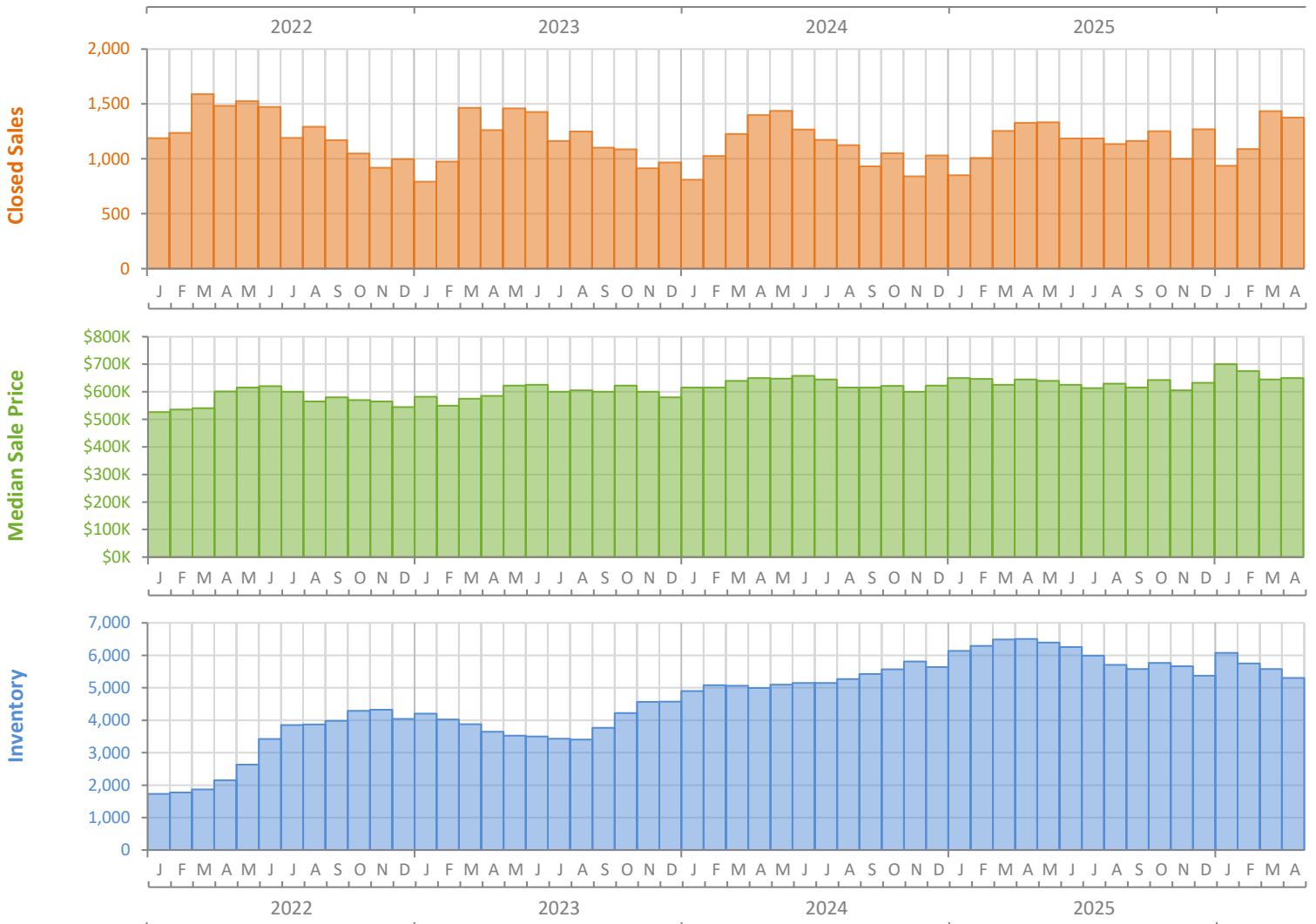
# Monthly Market Summary - April 2026

## Single-Family Homes

### Palm Beach County

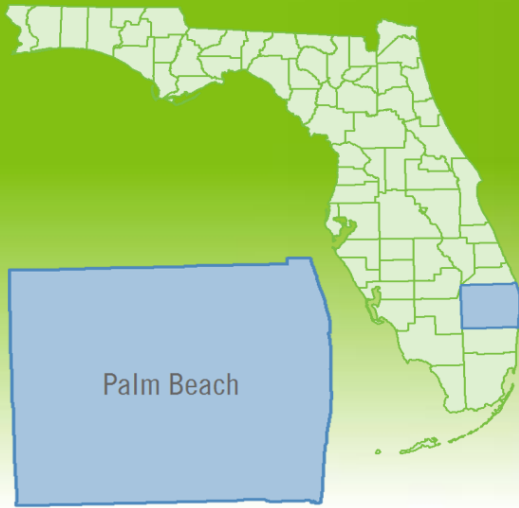


	April 2026	April 2025	Percent Change Year-over-Year
Closed Sales	1,376	1,328	3.6%
Paid in Cash	604	568	6.3%
Median Sale Price	\$650,000	\$645,000	0.8%
Average Sale Price	\$1,311,509	\$1,213,723	8.1%
Dollar Volume	\$1.8 Billion	\$1.6 Billion	12.0%
Med. Pct. of Orig. List Price Received	94.5%	94.1%	0.4%
Median Time to Contract	37 Days	41 Days	-9.8%
Median Time to Sale	81 Days	83 Days	-2.4%
New Pending Sales	1,559	1,336	16.7%
New Listings	1,691	1,839	-8.0%
Pending Inventory	2,212	1,960	12.9%
Inventory (Active Listings)	5,303	6,503	-18.5%
Months Supply of Inventory	4.4	5.9	-25.4%



# Monthly Distressed Market - April 2026

## Single-Family Homes Palm Beach County



		April 2026	April 2025	Percent Change Year-over-Year
Traditional	Closed Sales	1,368	1,321	3.6%
	Median Sale Price	\$650,000	\$647,500	0.4%
Foreclosure/REO	Closed Sales	6	7	-14.3%
	Median Sale Price	\$529,950	\$360,000	47.2%
Short Sale	Closed Sales	2	0	N/A
	Median Sale Price	\$431,250	(No Sales)	N/A

