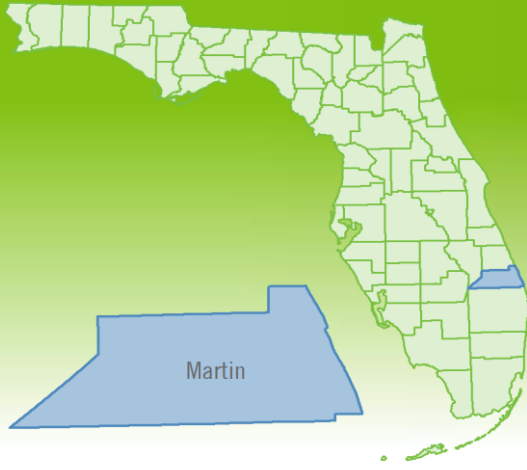


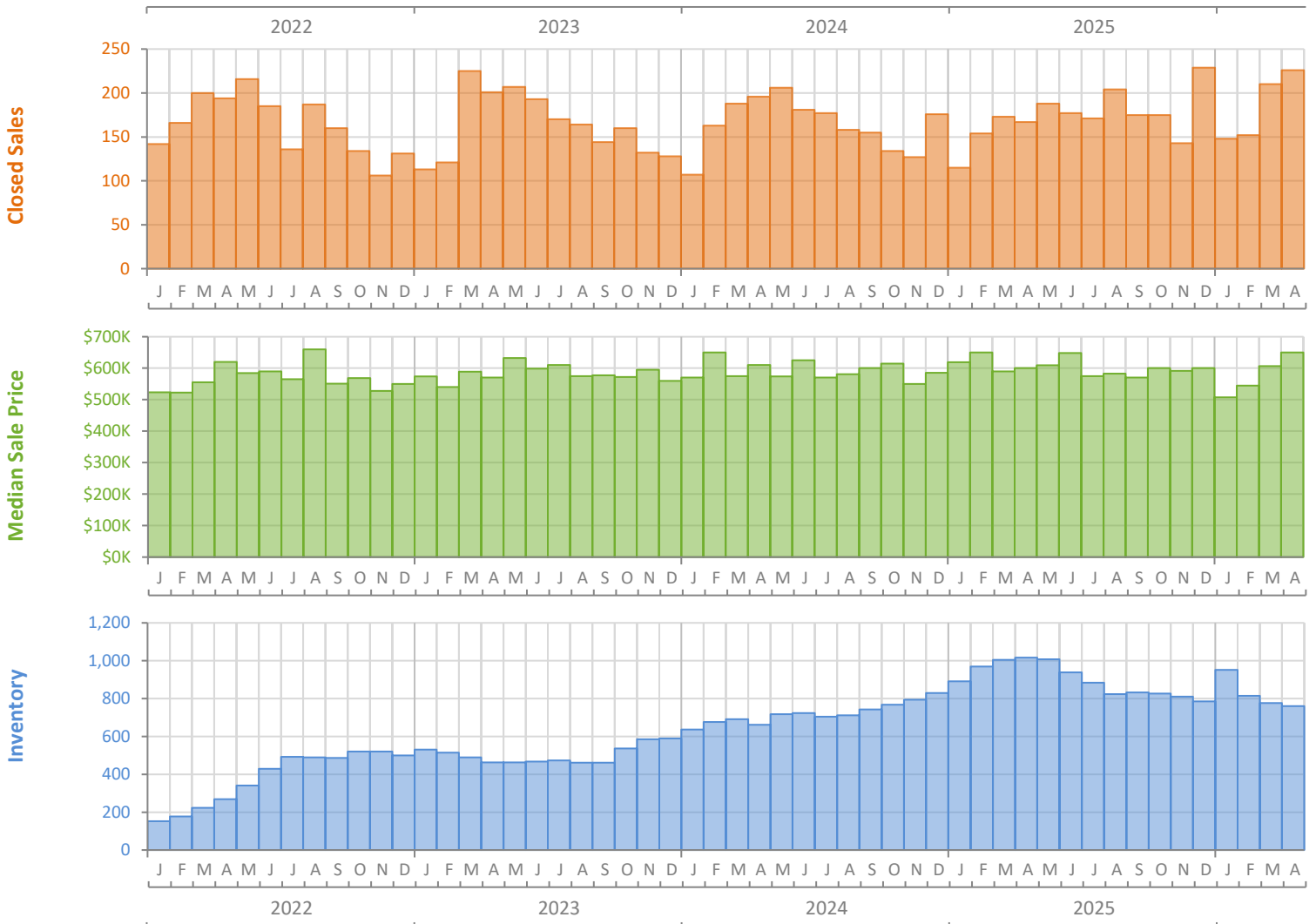
Monthly Market Summary - April 2026

Single-Family Homes

Martin County



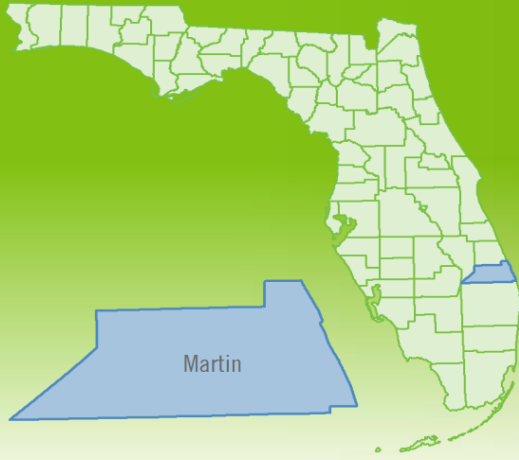
	April 2026	April 2025	Percent Change Year-over-Year
Closed Sales	226	167	35.3%
Paid in Cash	97	93	4.3%
Median Sale Price	\$650,000	\$600,000	8.3%
Average Sale Price	\$1,185,471	\$1,134,264	4.5%
Dollar Volume	\$267.9 Million	\$189.4 Million	41.4%
Med. Pct. of Orig. List Price Received	94.2%	93.6%	0.6%
Median Time to Contract	43 Days	37 Days	16.2%
Median Time to Sale	85 Days	78 Days	9.0%
New Pending Sales	210	184	14.1%
New Listings	236	265	-10.9%
Pending Inventory	294	264	11.4%
Inventory (Active Listings)	761	1,016	-25.1%
Months Supply of Inventory	4.2	6.3	-33.3%



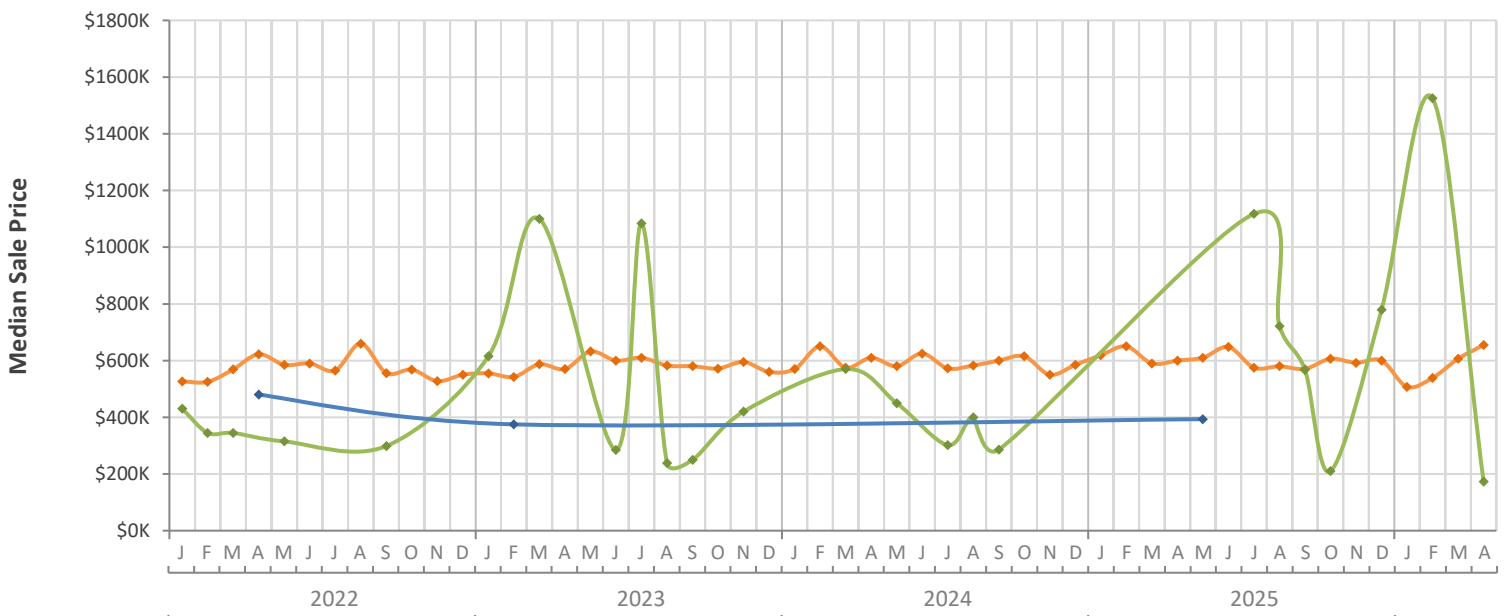
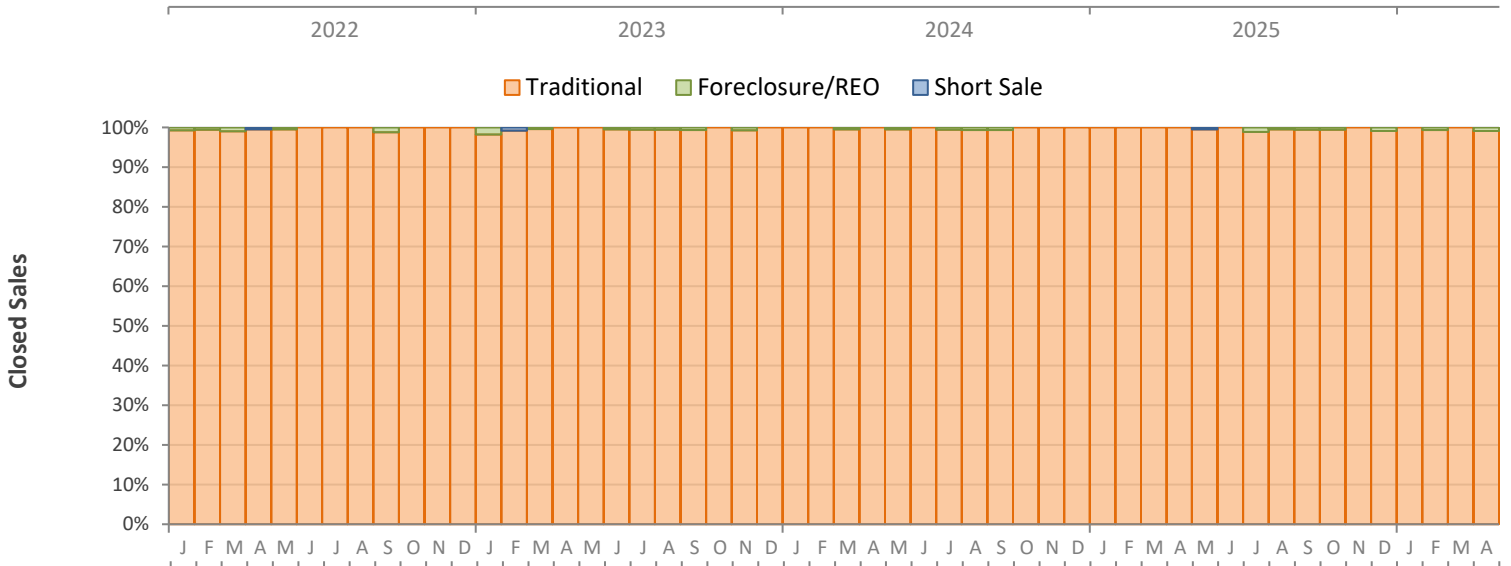
Monthly Distressed Market - April 2026

Single-Family Homes

Martin County



		April 2026	April 2025	Percent Change Year-over-Year
Traditional	Closed Sales	224	167	34.1%
	Median Sale Price	\$655,000	\$600,000	9.2%
Foreclosure/REO	Closed Sales	2	0	N/A
	Median Sale Price	\$172,500	(No Sales)	N/A
Short Sale	Closed Sales	0	0	N/A
	Median Sale Price	(No Sales)	(No Sales)	N/A



Produced by Florida REALTORS® with data provided by Florida's multiple listing services. Statistics for each month compiled from MLS feeds on the 10th day of the following month. Data released on Friday, May 15, 2026. Next data release is Tuesday, June 16, 2026.