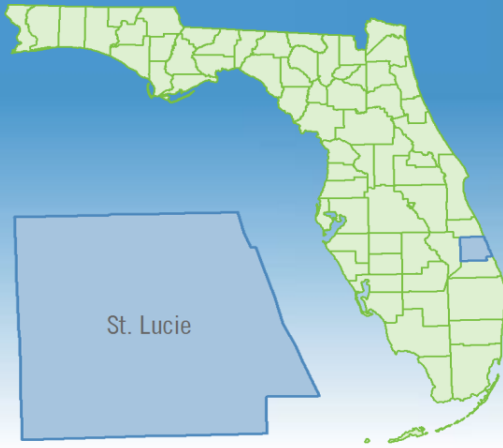


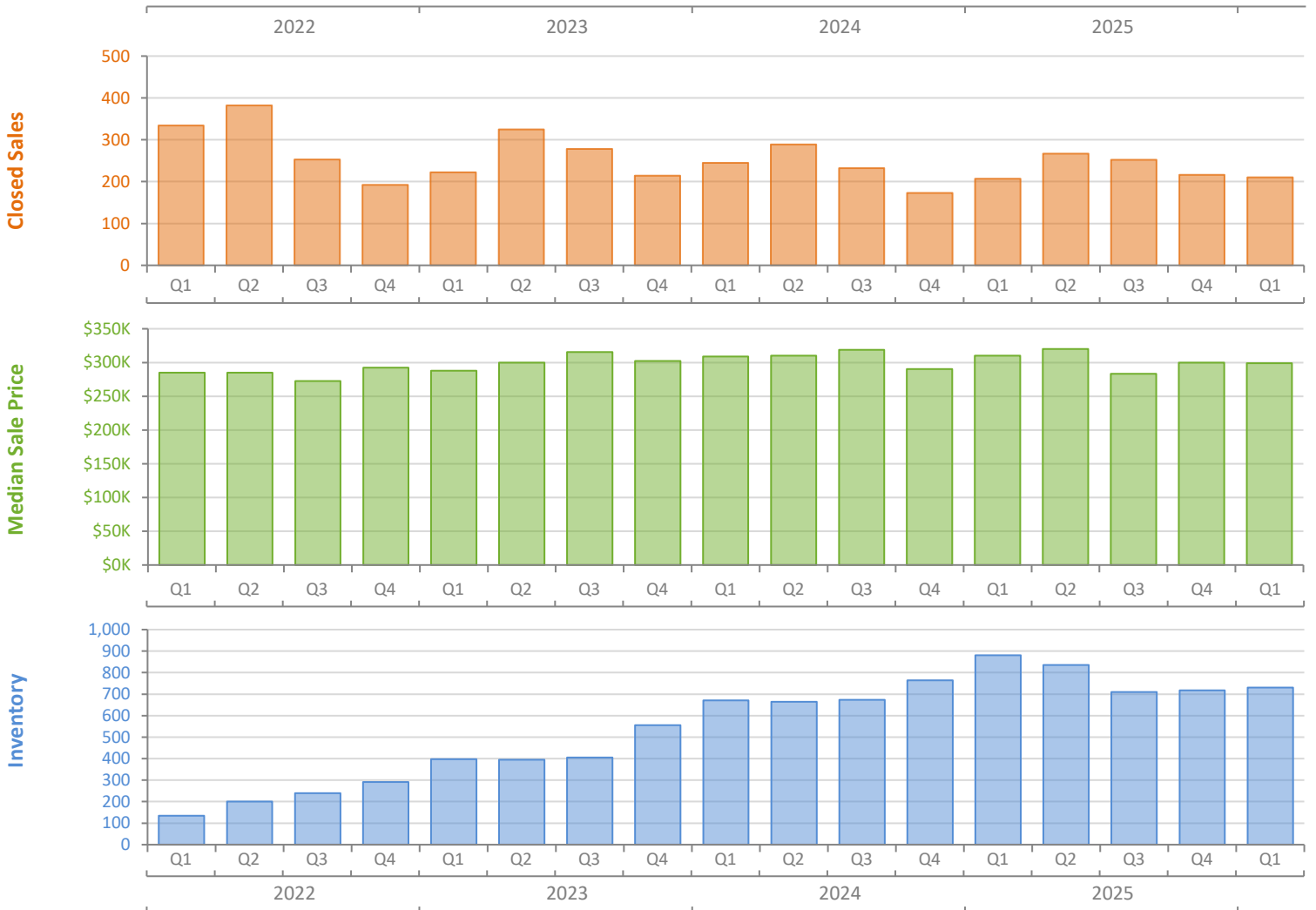
Quarterly Market Summary - Q1 2026

Townhouses and Condos

St. Lucie County



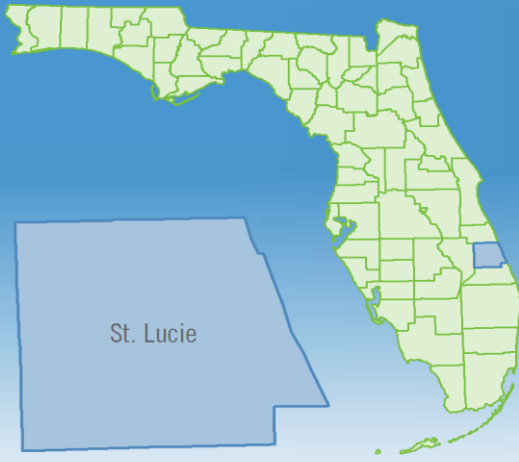
	Q1 2026	Q1 2025	Percent Change Year-over-Year
Closed Sales	210	207	1.4%
Paid in Cash	111	115	-3.5%
Median Sale Price	\$298,900	\$310,000	-3.6%
Average Sale Price	\$312,456	\$386,487	-19.2%
Dollar Volume	\$65.6 Million	\$80.0 Million	-18.0%
Med. Pct. of Orig. List Price Received	91.6%	92.3%	-0.8%
Median Time to Contract	90 Days	66 Days	36.4%
Median Time to Sale	128 Days	100 Days	28.0%
New Pending Sales	289	303	-4.6%
New Listings	451	554	-18.6%
Pending Inventory	131	145	-9.7%
Inventory (Active Listings)	730	881	-17.1%
Months Supply of Inventory	9.3	11.7	-20.5%



Quarterly Distressed Market - Q1 2026

Townhouses and Condos

St. Lucie County



		Q1 2026	Q1 2025	Percent Change Year-over-Year
Traditional	Closed Sales	208	207	0.5%
	Median Sale Price	\$299,900	\$310,000	-3.3%
Foreclosure/REO	Closed Sales	2	0	N/A
	Median Sale Price	\$152,400	(No Sales)	N/A
Short Sale	Closed Sales	0	0	N/A
	Median Sale Price	(No Sales)	(No Sales)	N/A

