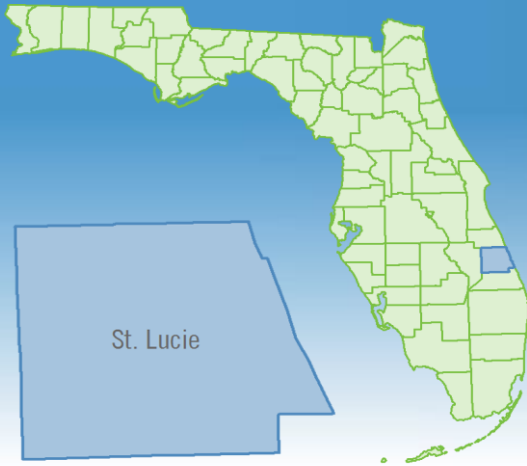


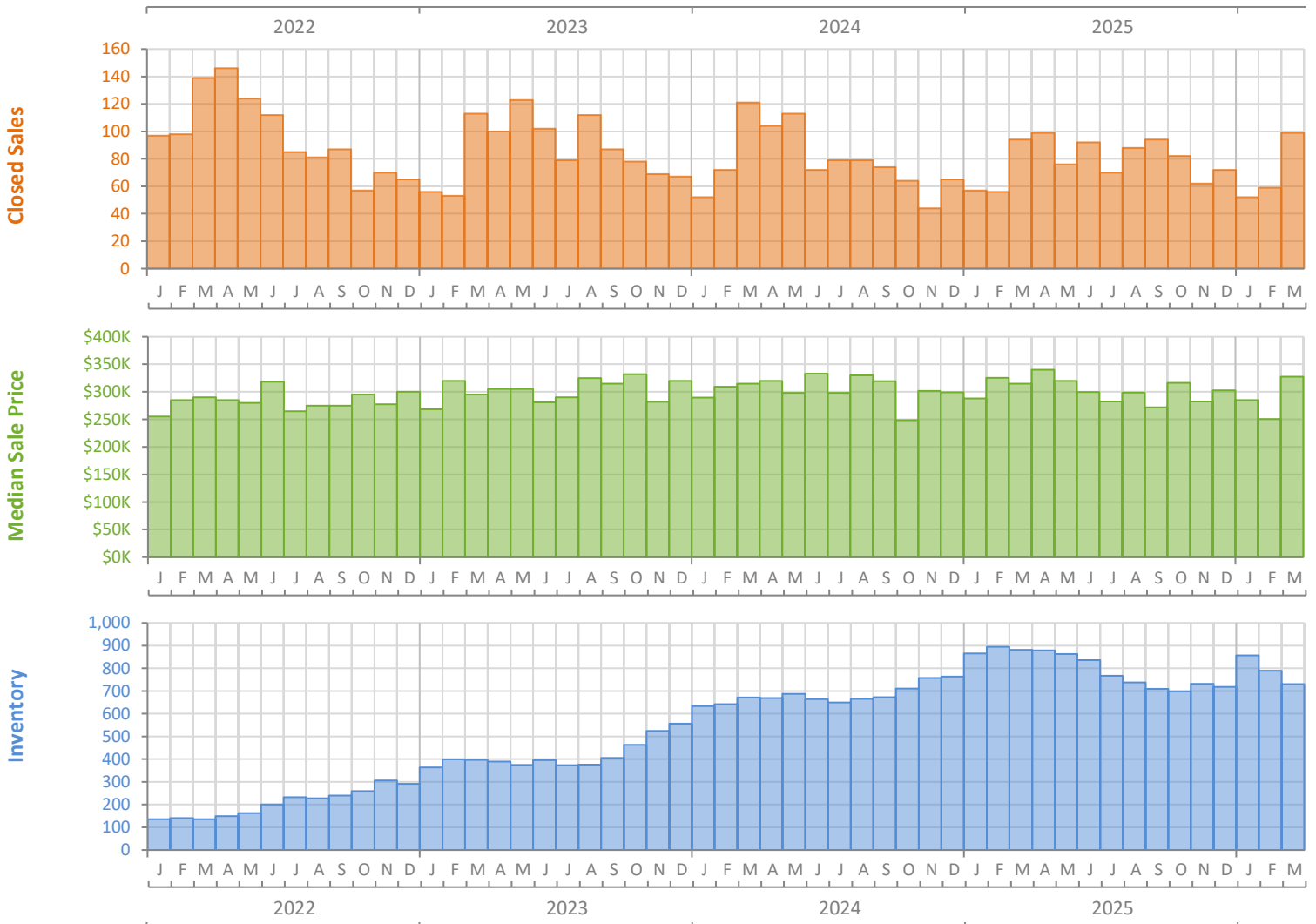
# Monthly Market Summary - March 2026

## Townhouses and Condos

### St. Lucie County



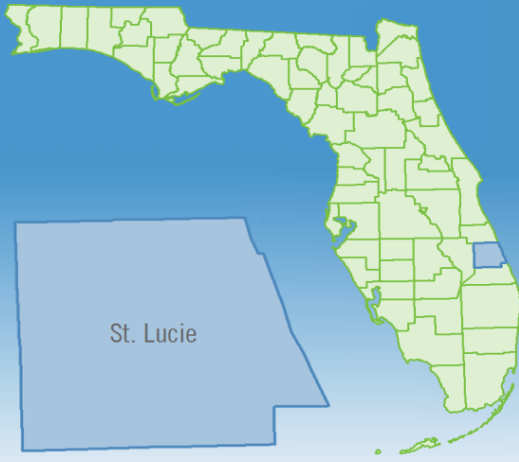
	March 2026	March 2025	Percent Change Year-over-Year
Closed Sales	99	94	5.3%
Paid in Cash	40	53	-24.5%
Median Sale Price	\$327,500	\$315,000	4.0%
Average Sale Price	\$333,522	\$399,736	-16.6%
Dollar Volume	\$33.0 Million	\$37.6 Million	-12.1%
Med. Pct. of Orig. List Price Received	93.2%	93.1%	0.1%
Median Time to Contract	83 Days	66 Days	25.8%
Median Time to Sale	128 Days	102 Days	25.5%
New Pending Sales	102	105	-2.9%
New Listings	122	165	-26.1%
Pending Inventory	131	145	-9.7%
Inventory (Active Listings)	730	881	-17.1%
Months Supply of Inventory	9.3	11.7	-20.5%



# Monthly Distressed Market - March 2026

## Townhouses and Condos

### St. Lucie County



		March 2026	March 2025	Percent Change Year-over-Year
Traditional	Closed Sales	99	94	5.3%
	Median Sale Price	\$327,500	\$315,000	4.0%
Foreclosure/REO	Closed Sales	0	0	N/A
	Median Sale Price	(No Sales)	(No Sales)	N/A
Short Sale	Closed Sales	0	0	N/A
	Median Sale Price	(No Sales)	(No Sales)	N/A

