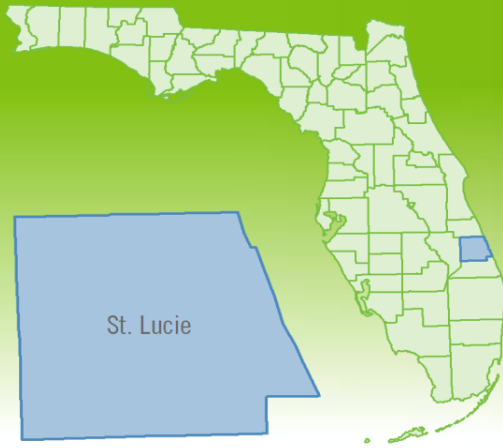


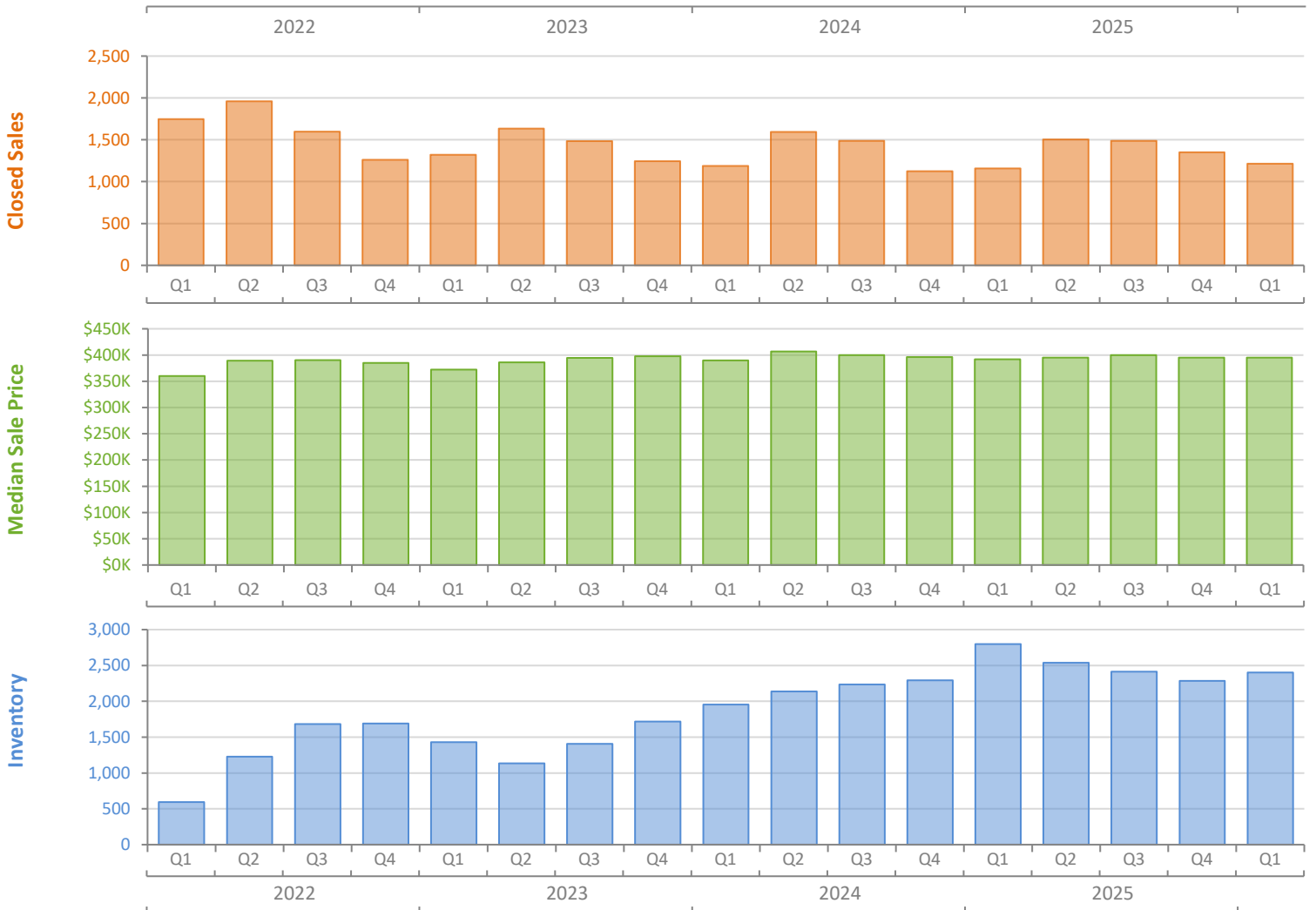
Quarterly Market Summary - Q1 2026

Single-Family Homes

St. Lucie County



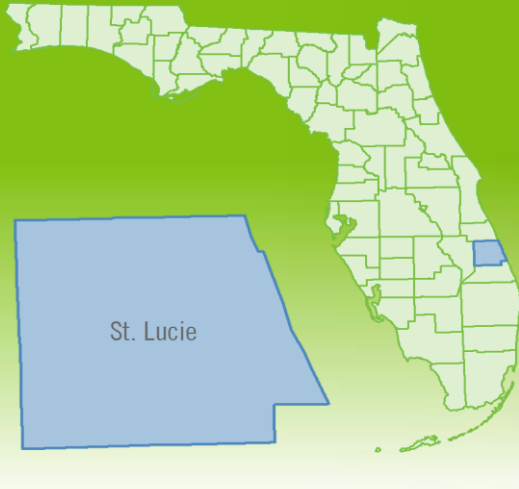
	Q1 2026	Q1 2025	Percent Change Year-over-Year
Closed Sales	1,214	1,157	4.9%
Paid in Cash	368	326	12.9%
Median Sale Price	\$395,000	\$392,000	0.8%
Average Sale Price	\$436,064	\$449,458	-3.0%
Dollar Volume	\$529.4 Million	\$520.0 Million	1.8%
Med. Pct. of Orig. List Price Received	95.1%	95.2%	-0.1%
Median Time to Contract	64 Days	60 Days	6.7%
Median Time to Sale	102 Days	100 Days	2.0%
New Pending Sales	1,610	1,554	3.6%
New Listings	2,279	2,364	-3.6%
Pending Inventory	796	796	0.0%
Inventory (Active Listings)	2,403	2,797	-14.1%
Months Supply of Inventory	5.2	6.3	-17.5%



Quarterly Distressed Market - Q1 2026

Single-Family Homes

St. Lucie County



		Q1 2026	Q1 2025	Percent Change Year-over-Year
Traditional	Closed Sales	1,199	1,150	4.3%
	Median Sale Price	\$399,000	\$392,007	1.8%
Foreclosure/REO	Closed Sales	11	6	83.3%
	Median Sale Price	\$287,000	\$330,000	-13.0%
Short Sale	Closed Sales	4	1	300.0%
	Median Sale Price	\$299,000	\$408,500	-26.8%

