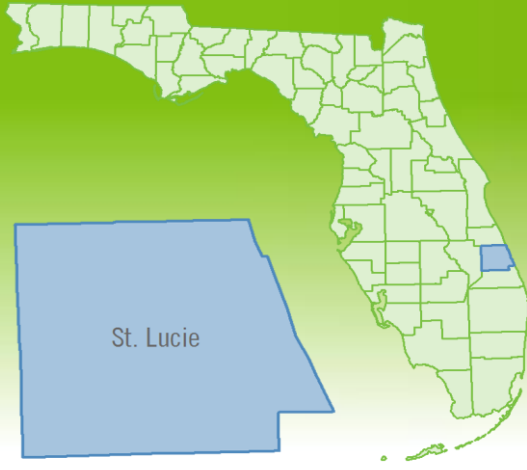


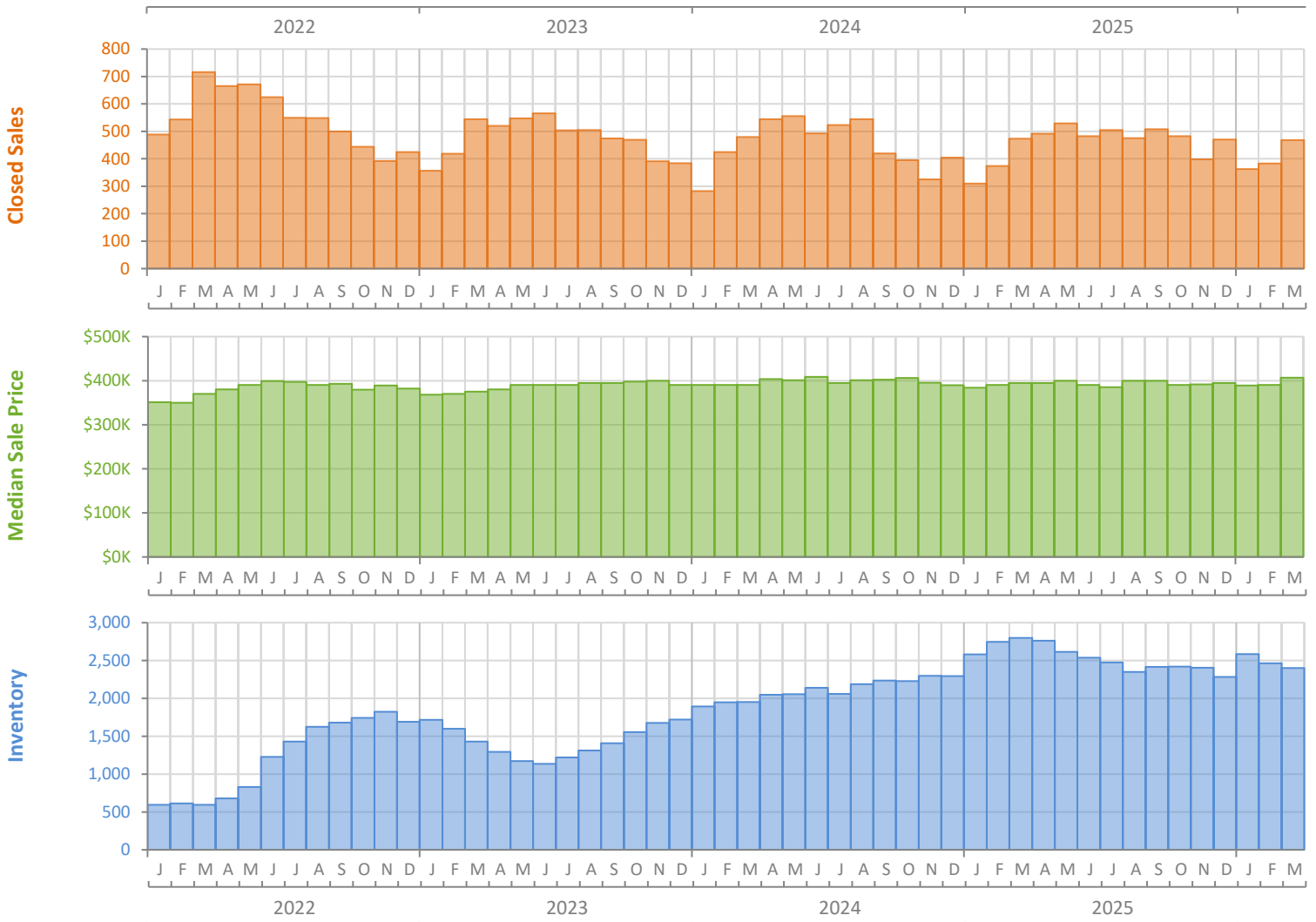
Monthly Market Summary - March 2026

Single-Family Homes

St. Lucie County



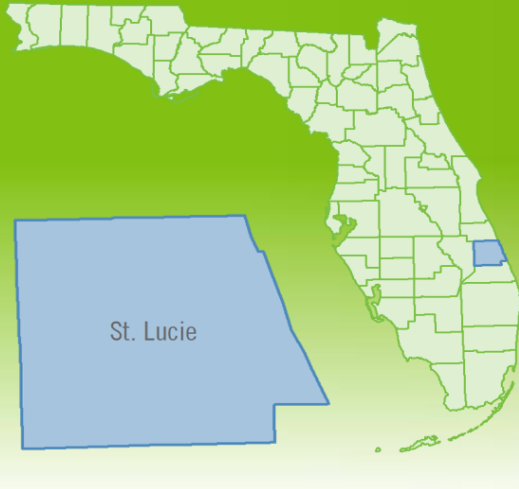
	March 2026	March 2025	Percent Change Year-over-Year
Closed Sales	468	473	-1.1%
Paid in Cash	131	147	-10.9%
Median Sale Price	\$407,000	\$395,000	3.0%
Average Sale Price	\$458,393	\$467,364	-1.9%
Dollar Volume	\$214.5 Million	\$221.1 Million	-3.0%
Med. Pct. of Orig. List Price Received	95.3%	94.3%	1.1%
Median Time to Contract	61 Days	56 Days	8.9%
Median Time to Sale	99 Days	93 Days	6.5%
New Pending Sales	593	621	-4.5%
New Listings	694	770	-9.9%
Pending Inventory	796	796	0.0%
Inventory (Active Listings)	2,403	2,797	-14.1%
Months Supply of Inventory	5.2	6.3	-17.5%



Monthly Distressed Market - March 2026

Single-Family Homes

St. Lucie County



		March 2026	March 2025	Percent Change Year-over-Year
Traditional	Closed Sales	464	471	-1.5%
	Median Sale Price	\$409,500	\$395,000	3.7%
Foreclosure/REO	Closed Sales	4	2	100.0%
	Median Sale Price	\$266,000	\$358,050	-25.7%
Short Sale	Closed Sales	0	0	N/A
	Median Sale Price	(No Sales)	(No Sales)	N/A

