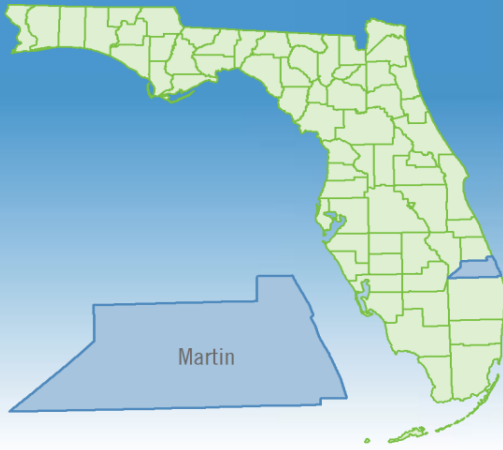


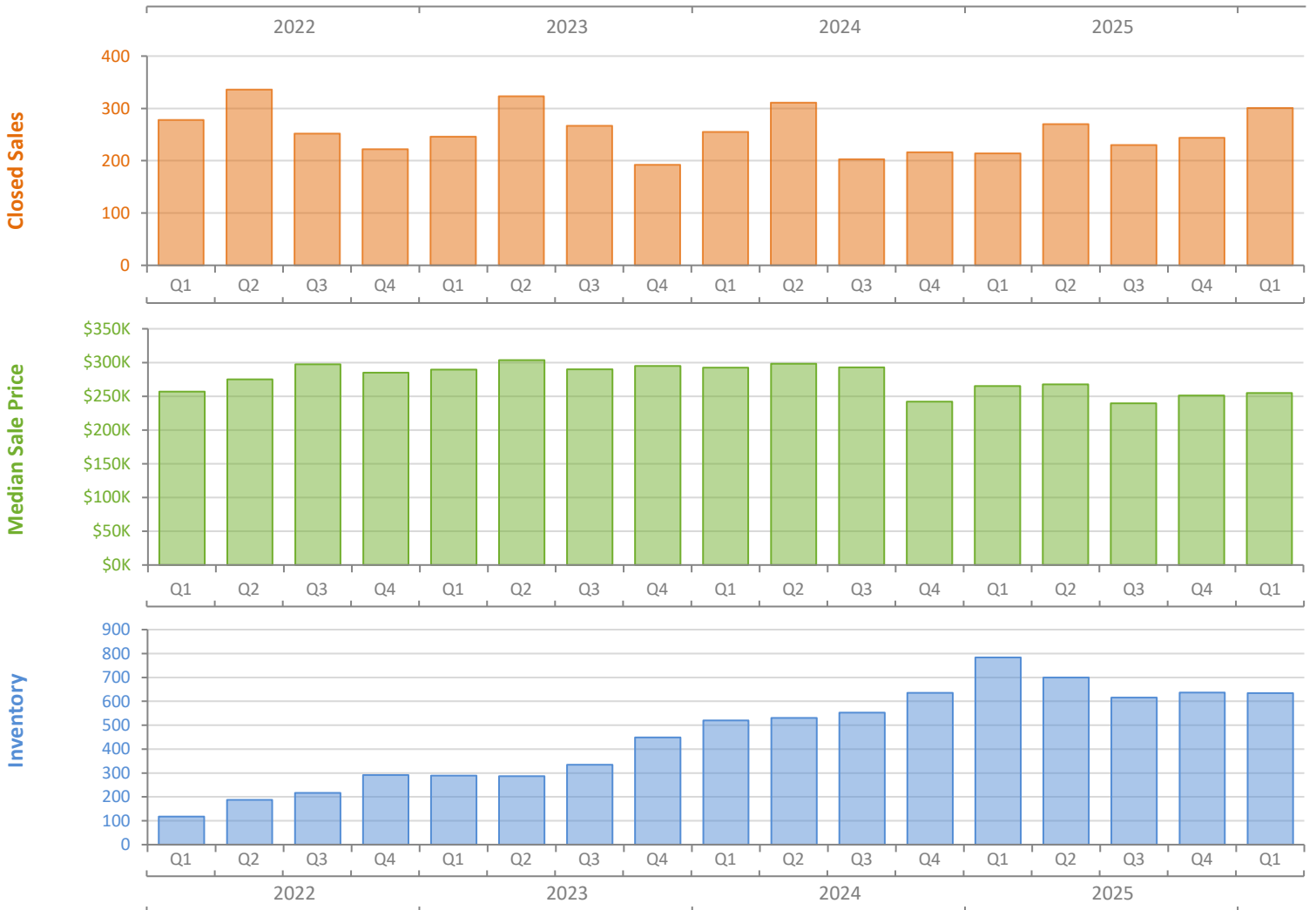
Quarterly Market Summary - Q1 2026

Townhouses and Condos

Martin County



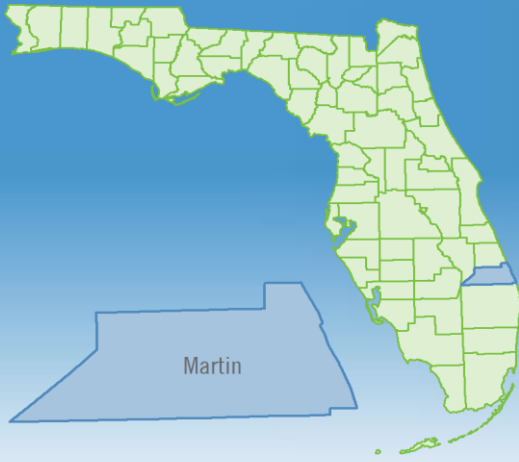
	Q1 2026	Q1 2025	Percent Change Year-over-Year
Closed Sales	301	214	40.7%
Paid in Cash	190	143	32.9%
Median Sale Price	\$255,000	\$265,000	-3.8%
Average Sale Price	\$346,765	\$332,497	4.3%
Dollar Volume	\$104.4 Million	\$71.2 Million	46.7%
Med. Pct. of Orig. List Price Received	92.1%	91.1%	1.1%
Median Time to Contract	76 Days	76 Days	0.0%
Median Time to Sale	111 Days	114 Days	-2.6%
New Pending Sales	380	299	27.1%
New Listings	491	561	-12.5%
Pending Inventory	165	156	5.8%
Inventory (Active Listings)	634	784	-19.1%
Months Supply of Inventory	7.3	10.0	-27.0%



Quarterly Distressed Market - Q1 2026

Townhouses and Condos

Martin County



		Q1 2026	Q1 2025	Percent Change Year-over-Year
Traditional	Closed Sales	293	214	36.9%
	Median Sale Price	\$260,000	\$265,000	-1.9%
Foreclosure/REO	Closed Sales	7	0	N/A
	Median Sale Price	\$200,000	(No Sales)	N/A
Short Sale	Closed Sales	1	0	N/A
	Median Sale Price	\$145,000	(No Sales)	N/A

