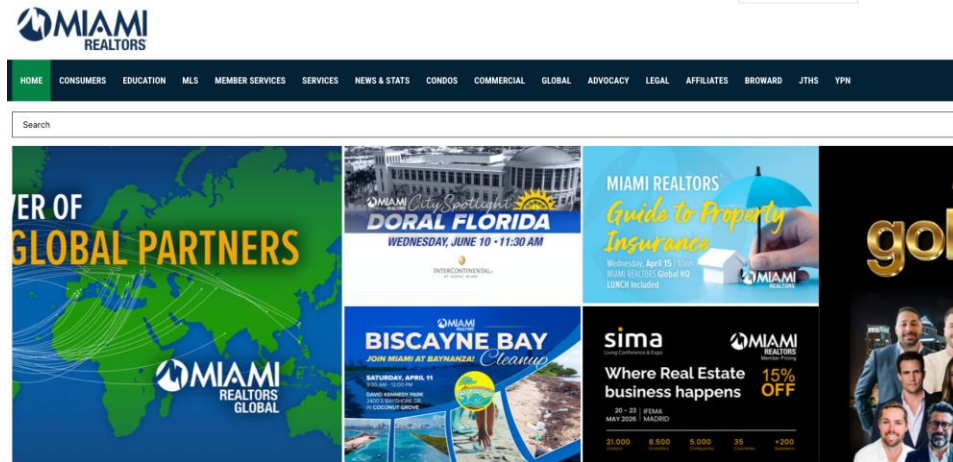




1. Visit MIAMIRealtors.com and login to MIAMI Gateway.

2. Select Matrix from the Gateway Dashboard



Filters (1)

UPCOMING EVENTS & CLASSES


or Sixth Straight

Year-over-year for the sixth
sustained demand

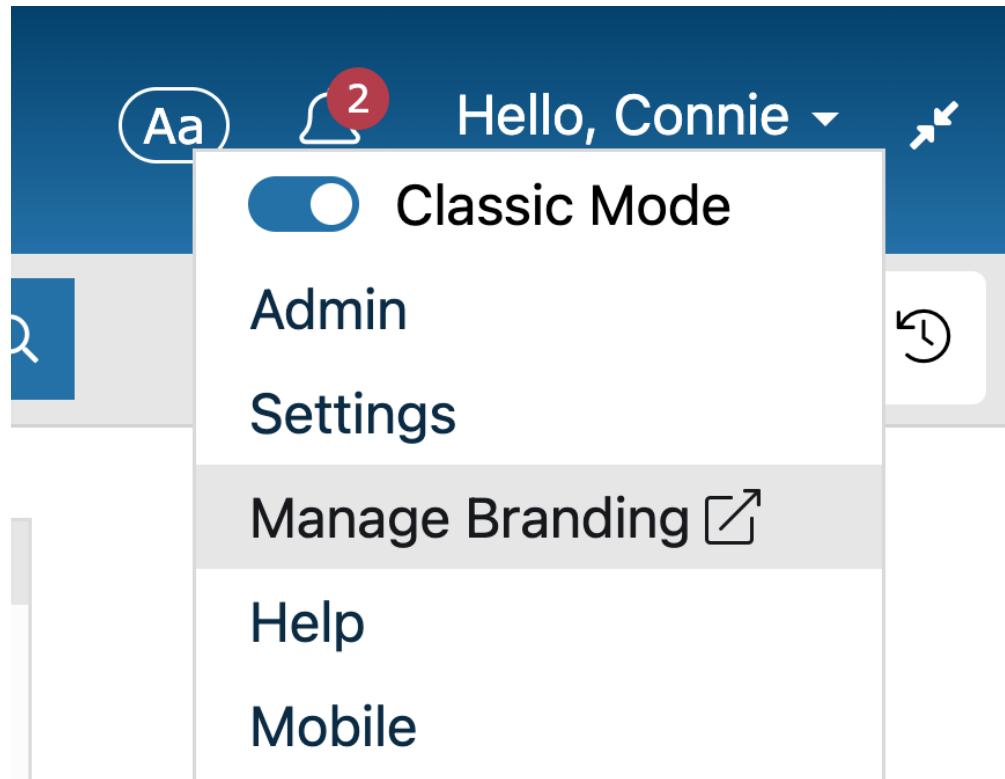
Sales Climb Again

(WB) MLS Matrix 501: Add/Edit Listing Maintenance featuring Infinity
March 30 @ 10:00 am - 12:00 pm
 West Broward Sawgrass Office 13680 NW 14 St
 Sunrise, FL 33323 United States • [Google Map](#)

Instructor: Tyson Hanes How to add/edit listings in Matrix from the MIAMI Gateway Dashboard, review of auto-po...
[Find out more »](#)



3. Select Under Hello – Manage Branding.



4. Upload and Brand with your Brokerage Logo. This will then update your branding to reflect the logo in your Matrix's OneHome, Email, and MLS-Client

