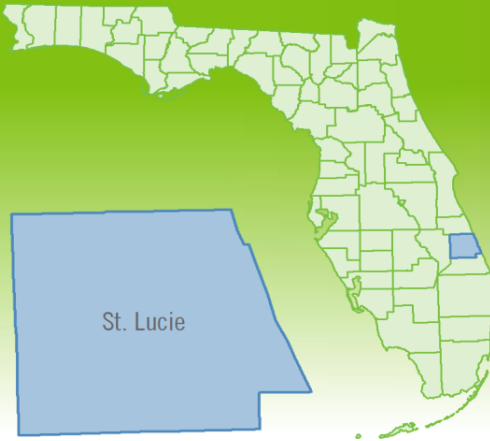


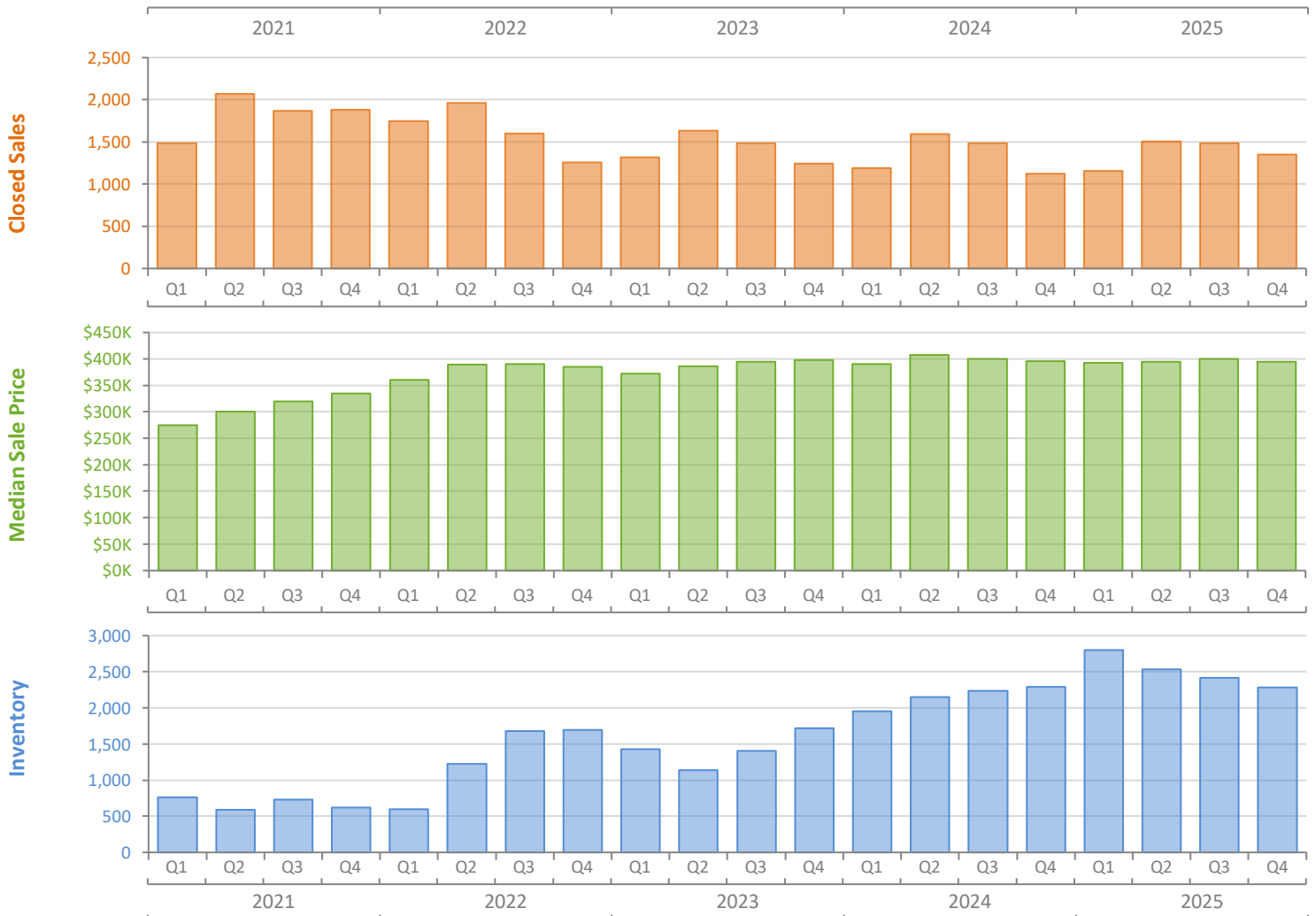
Quarterly Market Summary - Q4 2025

Single-Family Homes

St. Lucie County



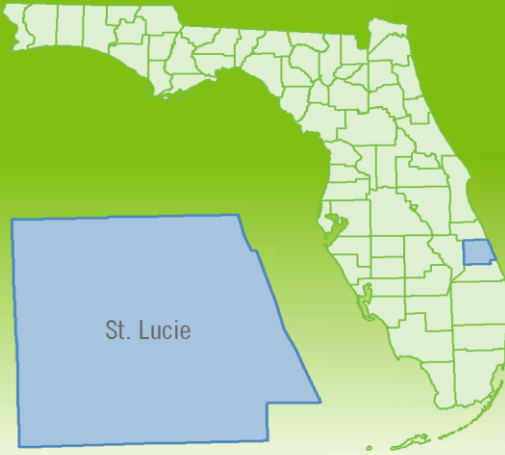
	Q4 2025	Q4 2024	Percent Change Year-over-Year
Closed Sales	1,351	1,124	20.2%
Paid in Cash	346	286	21.0%
Median Sale Price	\$395,000	\$395,880	-0.2%
Average Sale Price	\$439,365	\$427,249	2.8%
Dollar Volume	\$593.6 Million	\$480.2 Million	23.6%
Med. Pct. of Orig. List Price Received	95.4%	95.6%	-0.2%
Median Time to Contract	56 Days	57 Days	-1.8%
Median Time to Sale	95 Days	98 Days	-3.1%
New Pending Sales	1,296	1,119	15.8%
New Listings	1,727	1,742	-0.9%
Pending Inventory	509	500	1.8%
Inventory (Active Listings)	2,284	2,293	-0.4%
Months Supply of Inventory	5.0	5.1	-2.0%



Quarterly Distressed Market - Q4 2025

Single-Family Homes

St. Lucie County



		Q4 2025	Q4 2024	Percent Change Year-over-Year
Traditional	Closed Sales	1,340	1,122	19.4%
	Median Sale Price	\$395,000	\$395,500	-0.1%
Foreclosure/REO	Closed Sales	6	0	N/A
	Median Sale Price	\$257,900	(No Sales)	N/A
Short Sale	Closed Sales	5	2	150.0%
	Median Sale Price	\$390,000	\$423,000	-7.8%

