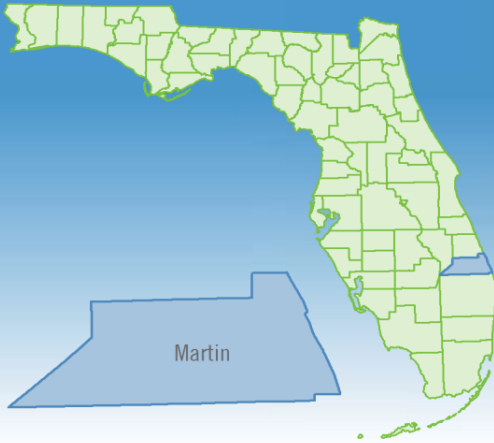


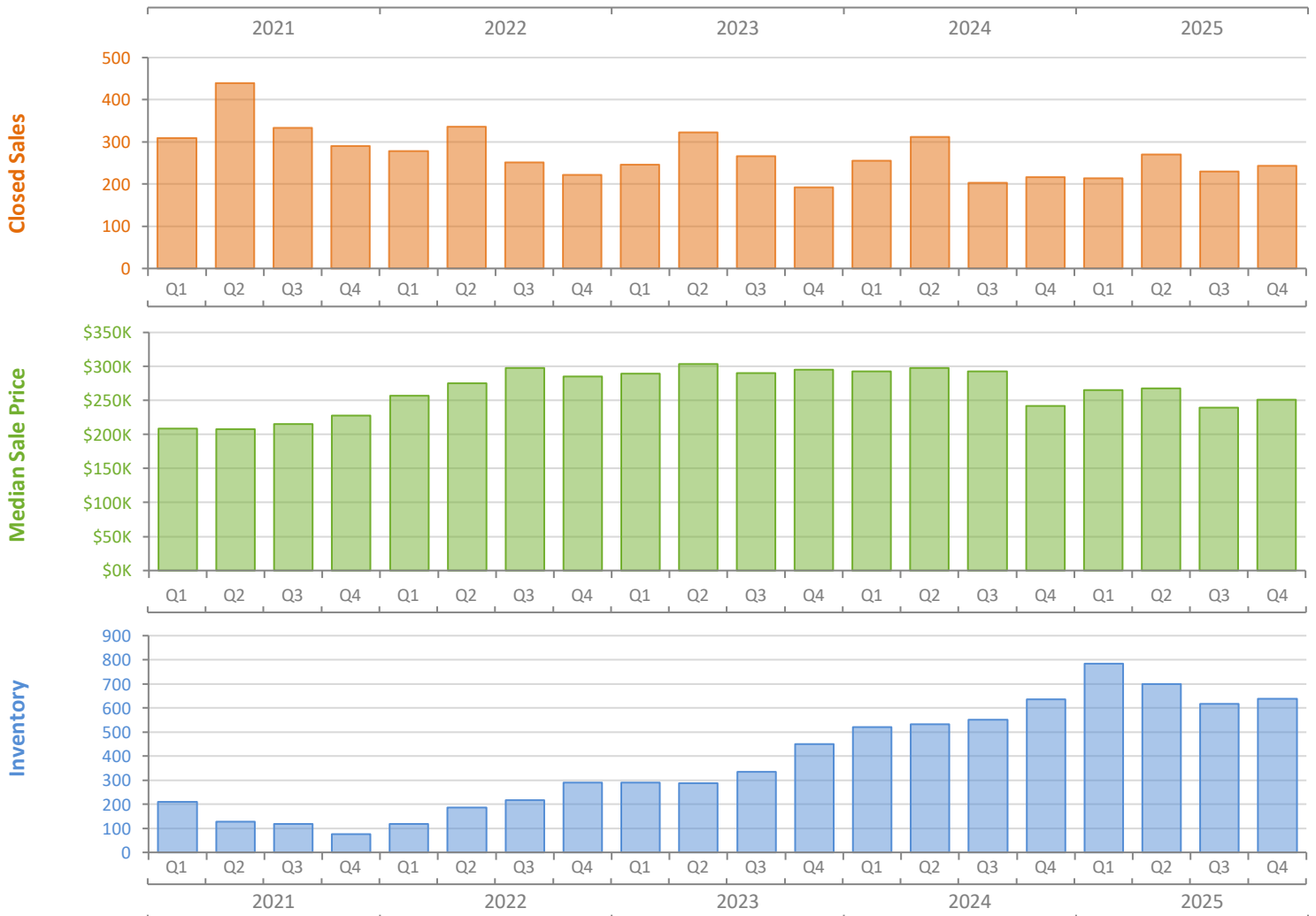
Quarterly Market Summary - Q4 2025

Townhouses and Condos

Martin County



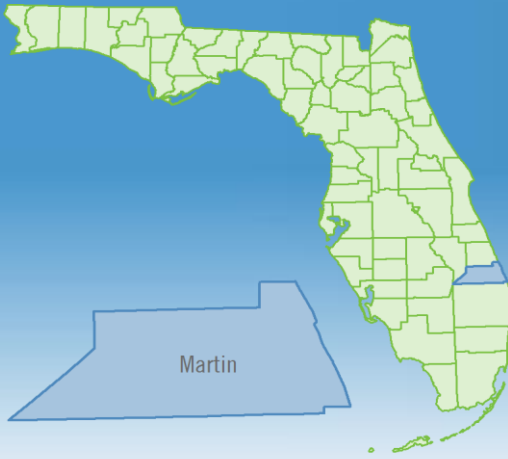
	Q4 2025	Q4 2024	Percent Change Year-over-Year
Closed Sales	244	216	13.0%
Paid in Cash	141	121	16.5%
Median Sale Price	\$251,000	\$242,000	3.7%
Average Sale Price	\$330,911	\$297,645	11.2%
Dollar Volume	\$80.7 Million	\$64.3 Million	25.6%
Med. Pct. of Orig. List Price Received	91.4%	91.9%	-0.5%
Median Time to Contract	73 Days	71 Days	2.8%
Median Time to Sale	113 Days	110 Days	2.7%
New Pending Sales	259	204	27.0%
New Listings	420	419	0.2%
Pending Inventory	107	92	16.3%
Inventory (Active Listings)	637	635	0.3%
Months Supply of Inventory	8.0	7.7	3.9%



Quarterly Distressed Market - Q4 2025

Townhouses and Condos

Martin County



		Q4 2025	Q4 2024	Percent Change Year-over-Year
Traditional	Closed Sales	244	215	13.5%
	Median Sale Price	\$251,000	\$242,500	3.5%
Foreclosure/REO	Closed Sales	0	1	-100.0%
	Median Sale Price	(No Sales)	\$199,000	N/A
Short Sale	Closed Sales	0	0	N/A
	Median Sale Price	(No Sales)	(No Sales)	N/A

