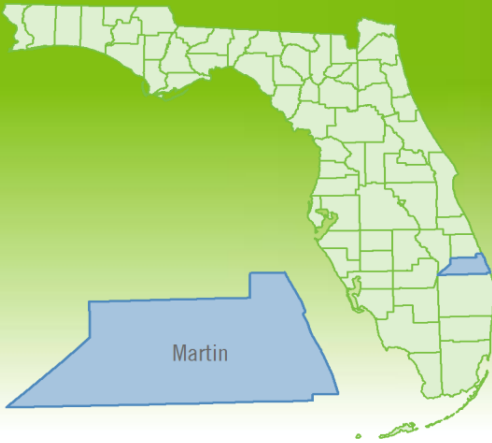


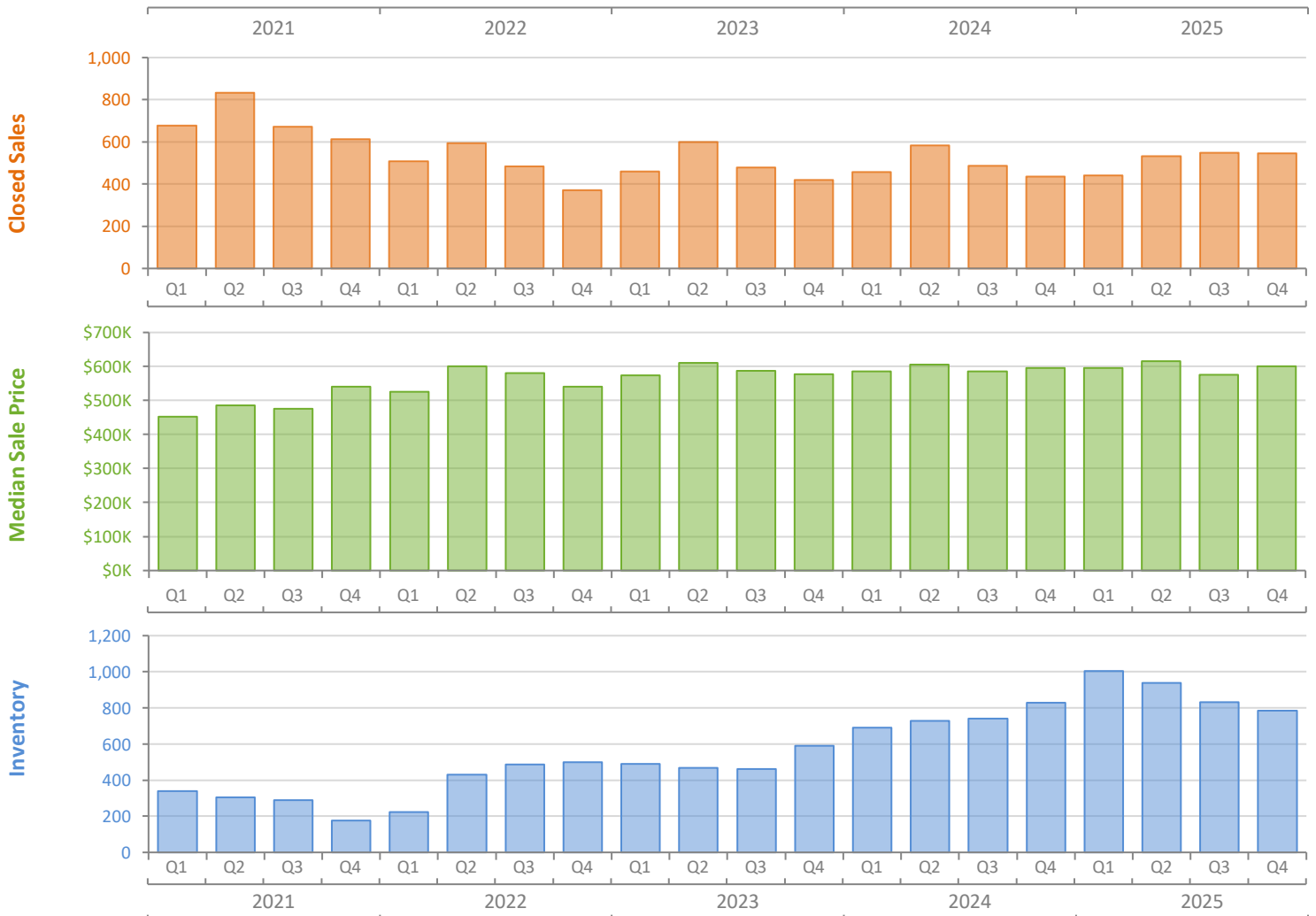
Quarterly Market Summary - Q4 2025

Single-Family Homes

Martin County



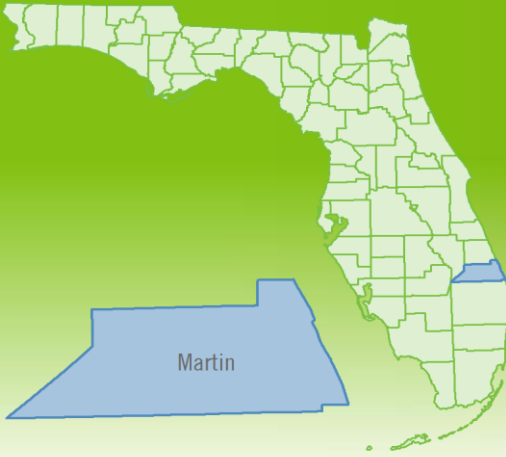
	Q4 2025	Q4 2024	Percent Change Year-over-Year
Closed Sales	547	437	25.2%
Paid in Cash	230	214	7.5%
Median Sale Price	\$600,000	\$595,000	0.8%
Average Sale Price	\$801,117	\$851,469	-5.9%
Dollar Volume	\$438.2 Million	\$372.1 Million	17.8%
Med. Pct. of Orig. List Price Received	93.5%	94.0%	-0.5%
Median Time to Contract	64 Days	50 Days	28.0%
Median Time to Sale	101 Days	88 Days	14.8%
New Pending Sales	542	437	24.0%
New Listings	637	655	-2.7%
Pending Inventory	178	166	7.2%
Inventory (Active Listings)	785	829	-5.3%
Months Supply of Inventory	4.5	5.1	-11.8%



Quarterly Distressed Market - Q4 2025

Single-Family Homes

Martin County



		Q4 2025	Q4 2024	Percent Change Year-over-Year
Traditional	Closed Sales	544	437	24.5%
	Median Sale Price	\$600,000	\$595,000	0.8%
Foreclosure/REO	Closed Sales	3	0	N/A
	Median Sale Price	\$384,950	(No Sales)	N/A
Short Sale	Closed Sales	0	0	N/A
	Median Sale Price	(No Sales)	(No Sales)	N/A

