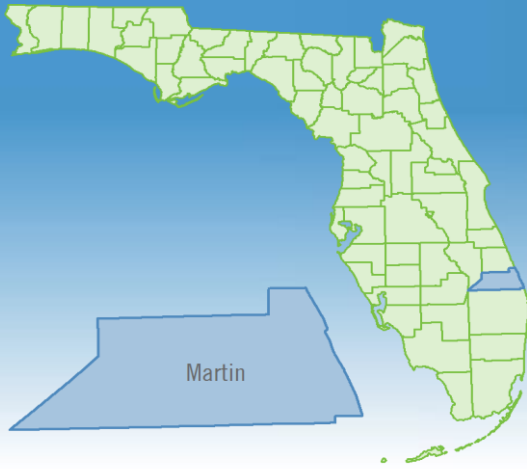


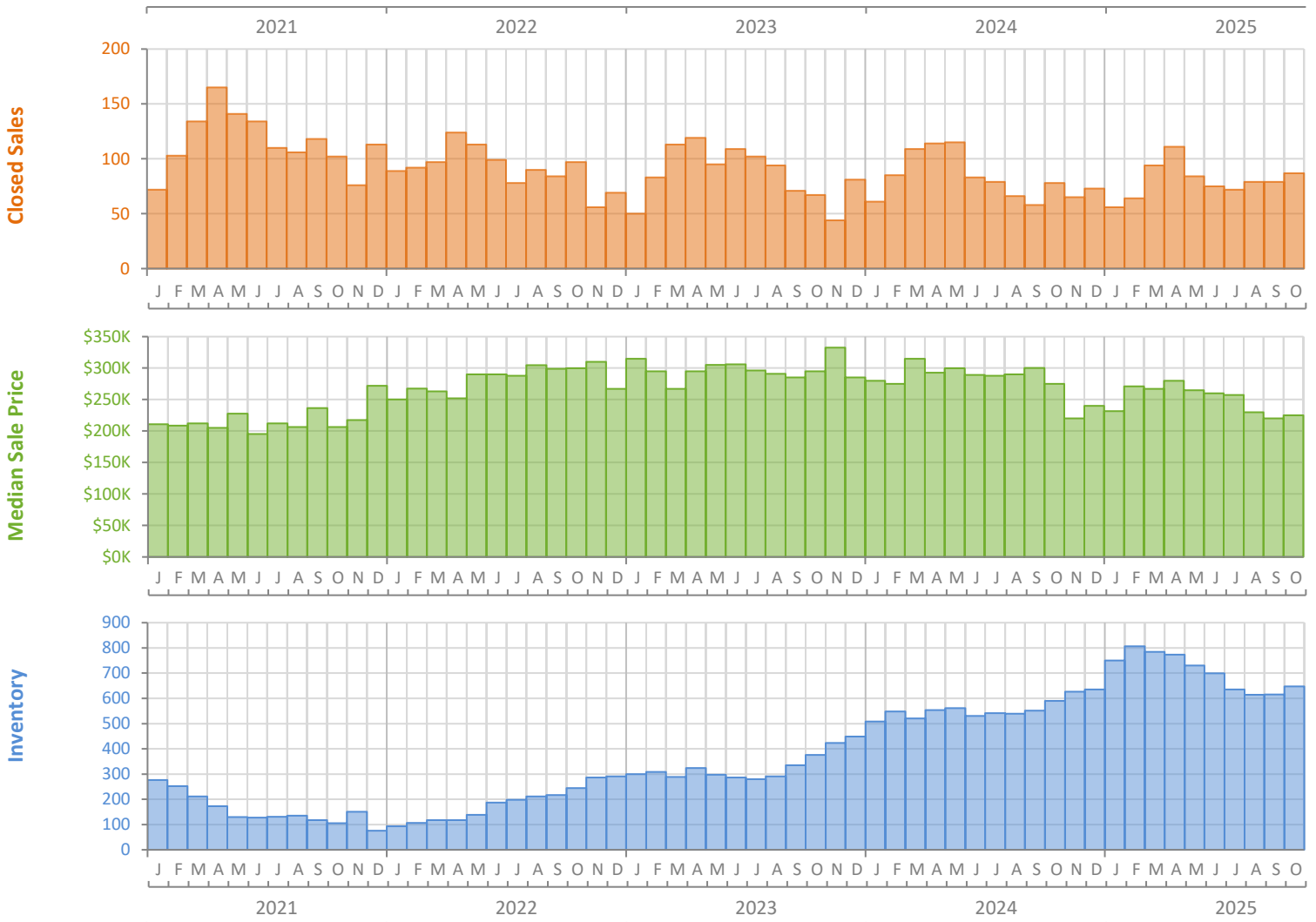
Monthly Market Summary - October 2025

Townhouses and Condos

Martin County



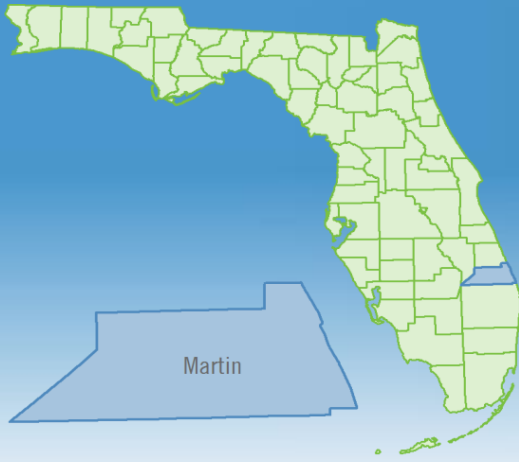
	October 2025	October 2024	Percent Change Year-over-Year
Closed Sales	87	78	11.5%
Paid in Cash	46	40	15.0%
Median Sale Price	\$225,000	\$275,000	-18.2%
Average Sale Price	\$245,019	\$296,236	-17.3%
Dollar Volume	\$21.3 Million	\$23.1 Million	-7.7%
Med. Pct. of Orig. List Price Received	91.0%	92.5%	-1.6%
Median Time to Contract	70 Days	53 Days	32.1%
Median Time to Sale	112 Days	99 Days	13.1%
New Pending Sales	78	74	5.4%
New Listings	160	153	4.6%
Pending Inventory	89	97	-8.2%
Inventory (Active Listings)	648	590	9.8%
Months Supply of Inventory	8.3	7.3	13.7%



Monthly Distressed Market - October 2025

Townhouses and Condos

Martin County



		October 2025	October 2024	Percent Change Year-over-Year
Traditional	Closed Sales	87	78	11.5%
	Median Sale Price	\$225,000	\$275,000	-18.2%
Foreclosure/REO	Closed Sales	0	0	N/A
	Median Sale Price	(No Sales)	(No Sales)	N/A
Short Sale	Closed Sales	0	0	N/A
	Median Sale Price	(No Sales)	(No Sales)	N/A

