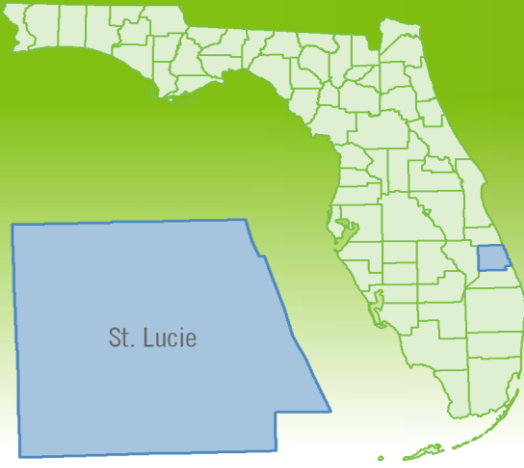


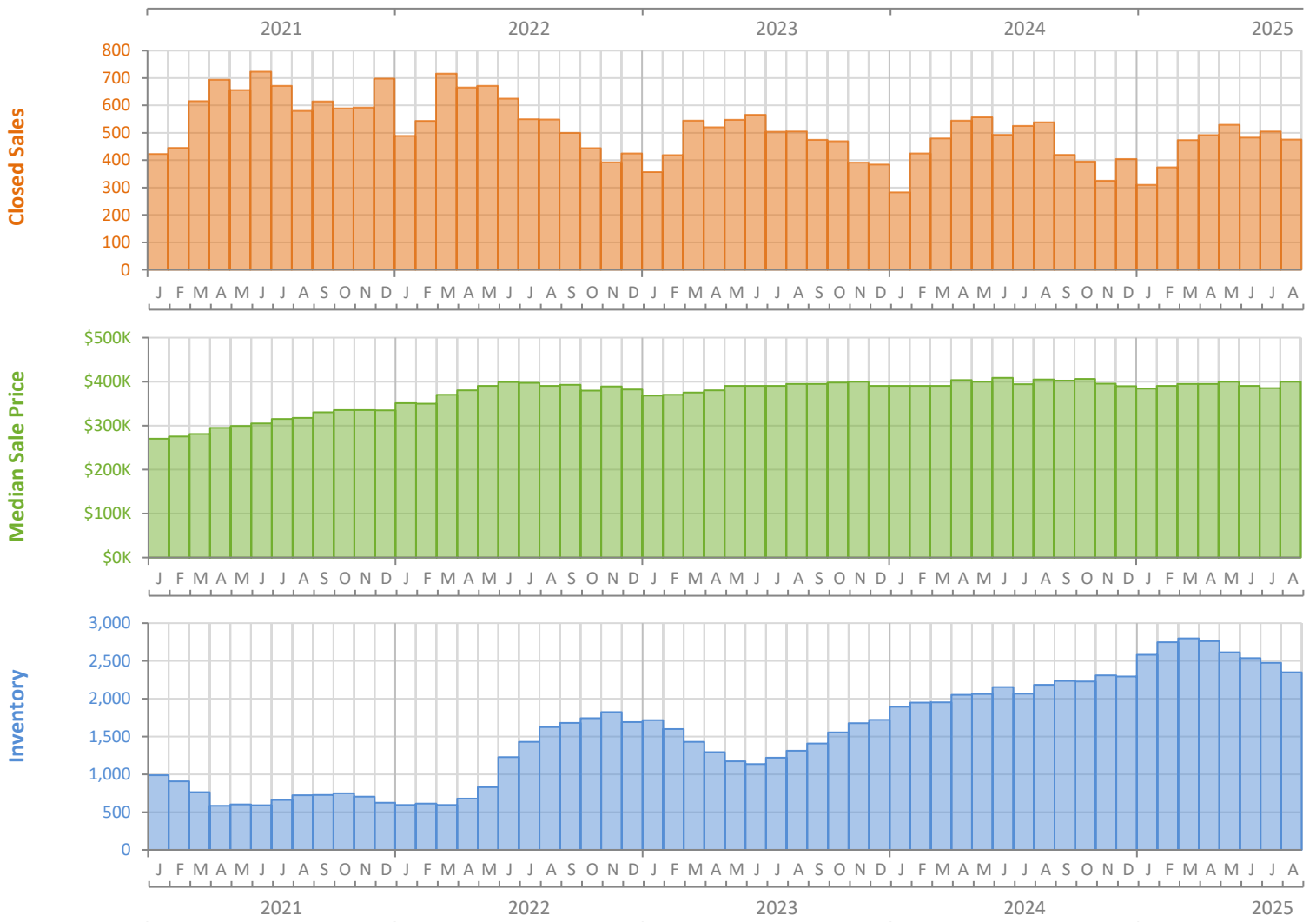
# Monthly Market Summary - August 2025

## Single-Family Homes

### St. Lucie County



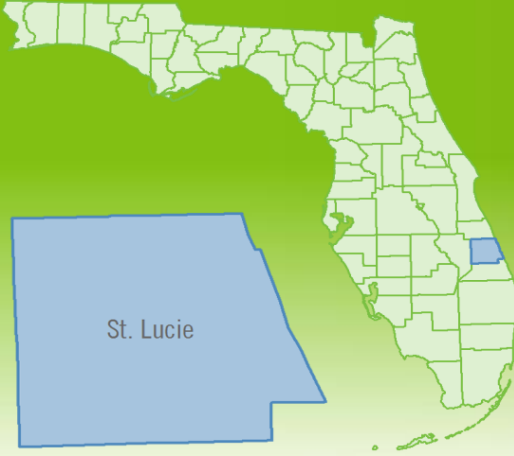
	August 2025	August 2024	Percent Change Year-over-Year
Closed Sales	475	538	-11.7%
Paid in Cash	118	126	-6.3%
Median Sale Price	\$400,000	\$405,000	-1.2%
Average Sale Price	\$432,357	\$433,330	-0.2%
Dollar Volume	\$205.4 Million	\$233.1 Million	-11.9%
Med. Pct. of Orig. List Price Received	94.3%	95.8%	-1.6%
Median Time to Contract	64 Days	45 Days	42.2%
Median Time to Sale	102 Days	87 Days	17.2%
New Pending Sales	500	467	7.1%
New Listings	579	686	-15.6%
Pending Inventory	696	669	4.0%
Inventory (Active Listings)	2,351	2,184	7.6%
Months Supply of Inventory	5.4	4.7	14.9%



# Monthly Distressed Market - August 2025

## Single-Family Homes

### St. Lucie County



		August 2025	August 2024	Percent Change Year-over-Year
Traditional	Closed Sales	471	533	-11.6%
	Median Sale Price	\$400,000	\$405,000	-1.2%
Foreclosure/REO	Closed Sales	4	3	33.3%
	Median Sale Price	\$374,745	\$256,000	46.4%
Short Sale	Closed Sales	0	2	-100.0%
	Median Sale Price	(No Sales)	\$334,760	N/A

