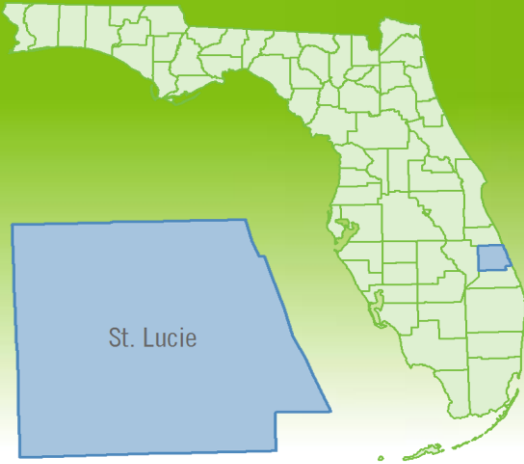


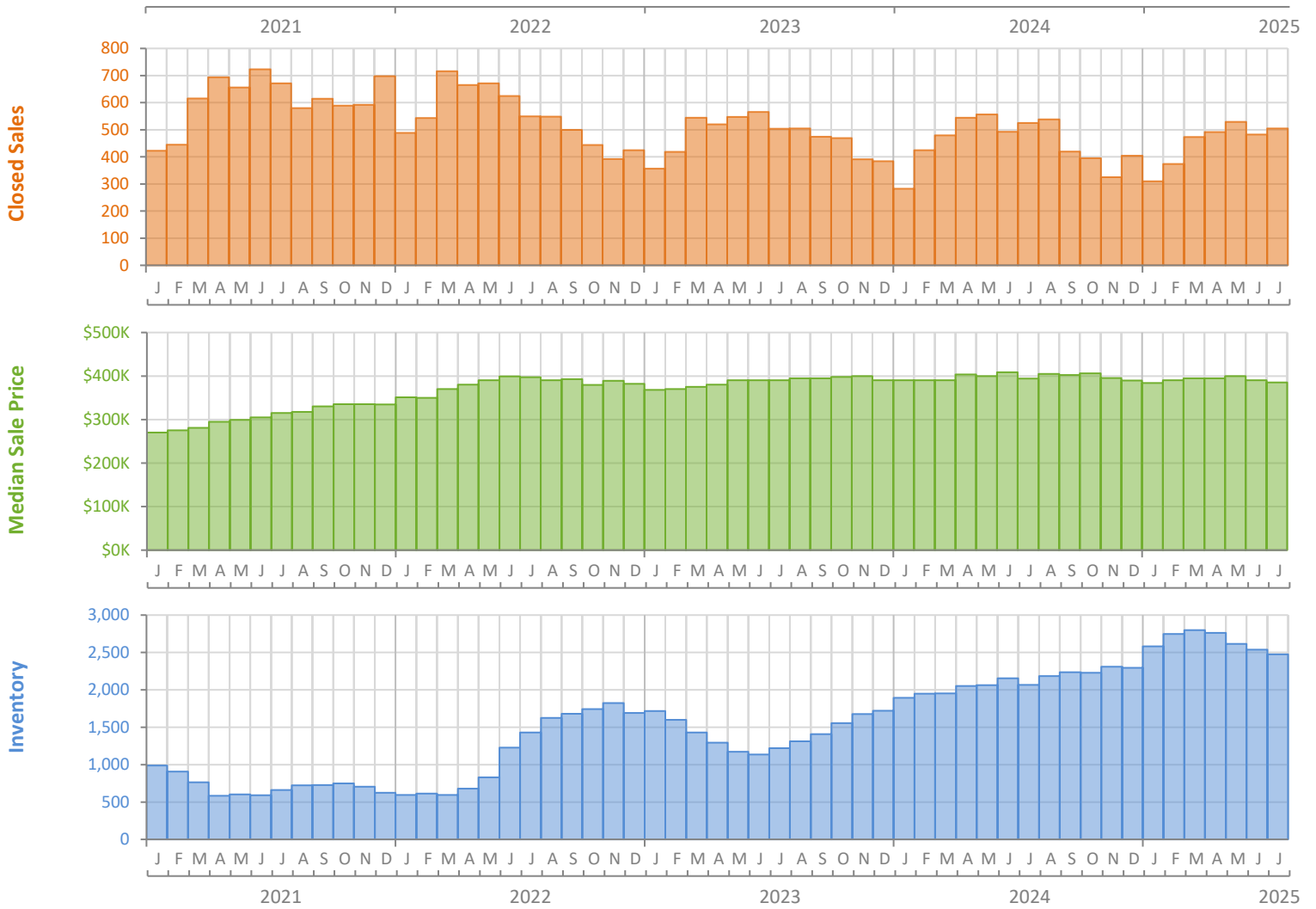
Monthly Market Summary - July 2025

Single-Family Homes

St. Lucie County



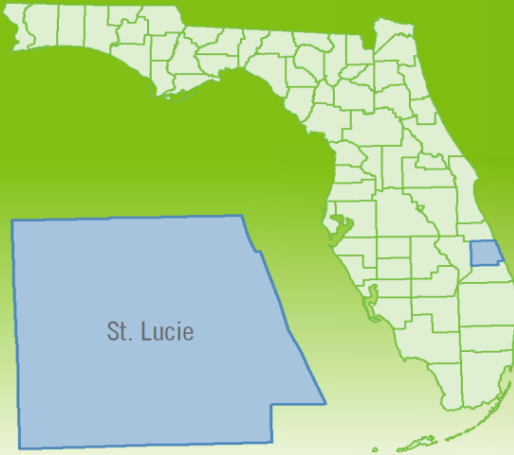
	July 2025	July 2024	Percent Change Year-over-Year
Closed Sales	505	525	-3.8%
Paid in Cash	130	126	3.2%
Median Sale Price	\$385,000	\$393,900	-2.3%
Average Sale Price	\$416,332	\$418,183	-0.4%
Dollar Volume	\$210.2 Million	\$219.5 Million	-4.2%
Med. Pct. of Orig. List Price Received	94.3%	95.5%	-1.3%
Median Time to Contract	52 Days	43 Days	20.9%
Median Time to Sale	92 Days	83 Days	10.8%
New Pending Sales	531	559	-5.0%
New Listings	670	613	9.3%
Pending Inventory	721	769	-6.2%
Inventory (Active Listings)	2,475	2,067	19.7%
Months Supply of Inventory	5.7	4.5	26.7%



Monthly Distressed Market - July 2025

Single-Family Homes

St. Lucie County



		July 2025	July 2024	Percent Change Year-over-Year
Traditional	Closed Sales	499	522	-4.4%
	Median Sale Price	\$385,000	\$395,000	-2.5%
Foreclosure/REO	Closed Sales	6	3	100.0%
	Median Sale Price	\$226,750	\$333,000	-31.9%
Short Sale	Closed Sales	0	0	N/A
	Median Sale Price	(No Sales)	(No Sales)	N/A

