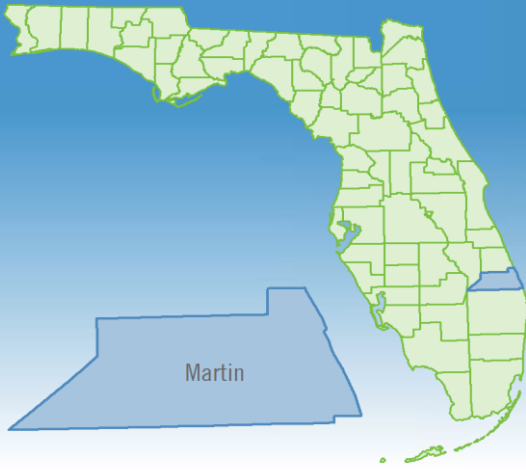


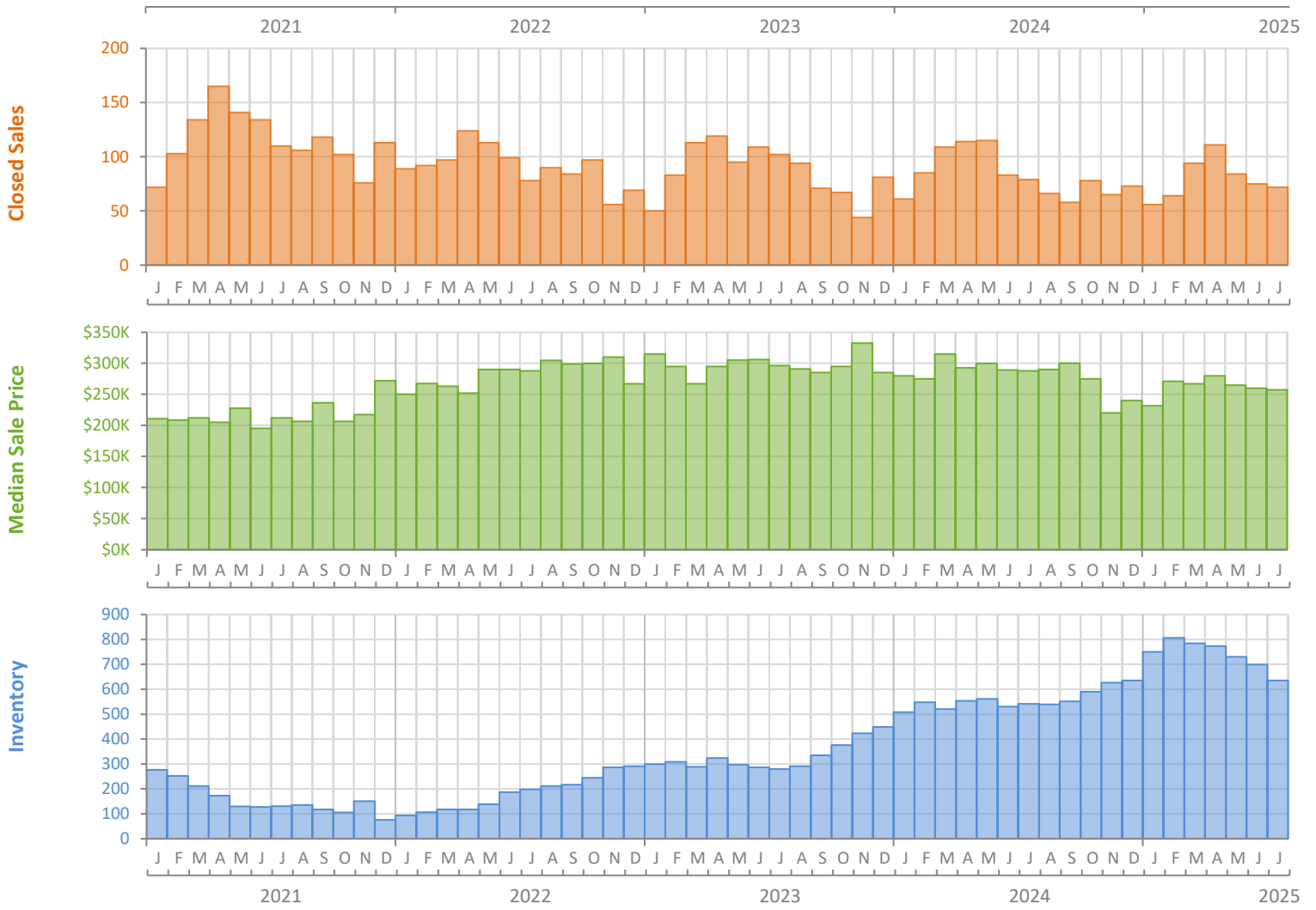
Monthly Market Summary - July 2025

Townhouses and Condos

Martin County



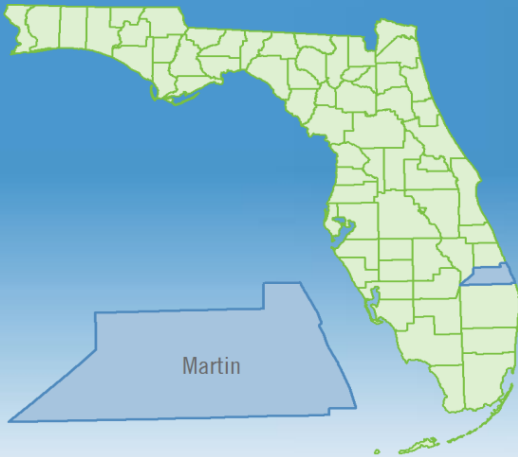
	July 2025	July 2024	Percent Change Year-over-Year
Closed Sales	72	79	-8.9%
Paid in Cash	31	39	-20.5%
Median Sale Price	\$257,500	\$287,625	-10.5%
Average Sale Price	\$298,322	\$369,186	-19.2%
Dollar Volume	\$21.5 Million	\$29.2 Million	-26.4%
Med. Pct. of Orig. List Price Received	90.0%	93.6%	-3.8%
Median Time to Contract	93 Days	48 Days	93.8%
Median Time to Sale	136 Days	92 Days	47.8%
New Pending Sales	76	54	40.7%
New Listings	86	116	-25.9%
Pending Inventory	104	91	14.3%
Inventory (Active Listings)	635	541	17.4%
Months Supply of Inventory	8.5	6.5	30.8%



Monthly Distressed Market - July 2025

Townhouses and Condos

Martin County



		July 2025	July 2024	Percent Change Year-over-Year
Traditional	Closed Sales	72	79	-8.9%
	Median Sale Price	\$257,500	\$287,625	-10.5%
Foreclosure/REO	Closed Sales	0	0	N/A
	Median Sale Price	(No Sales)	(No Sales)	N/A
Short Sale	Closed Sales	0	0	N/A
	Median Sale Price	(No Sales)	(No Sales)	N/A

