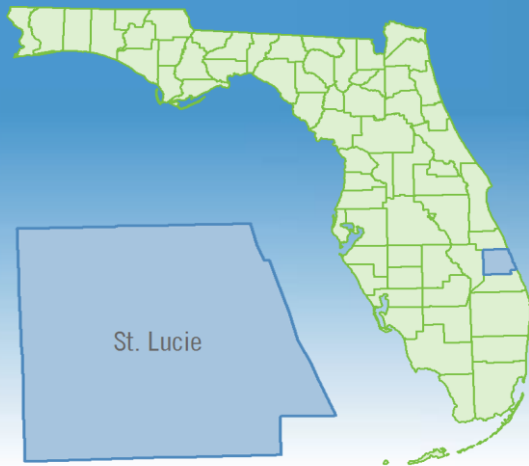


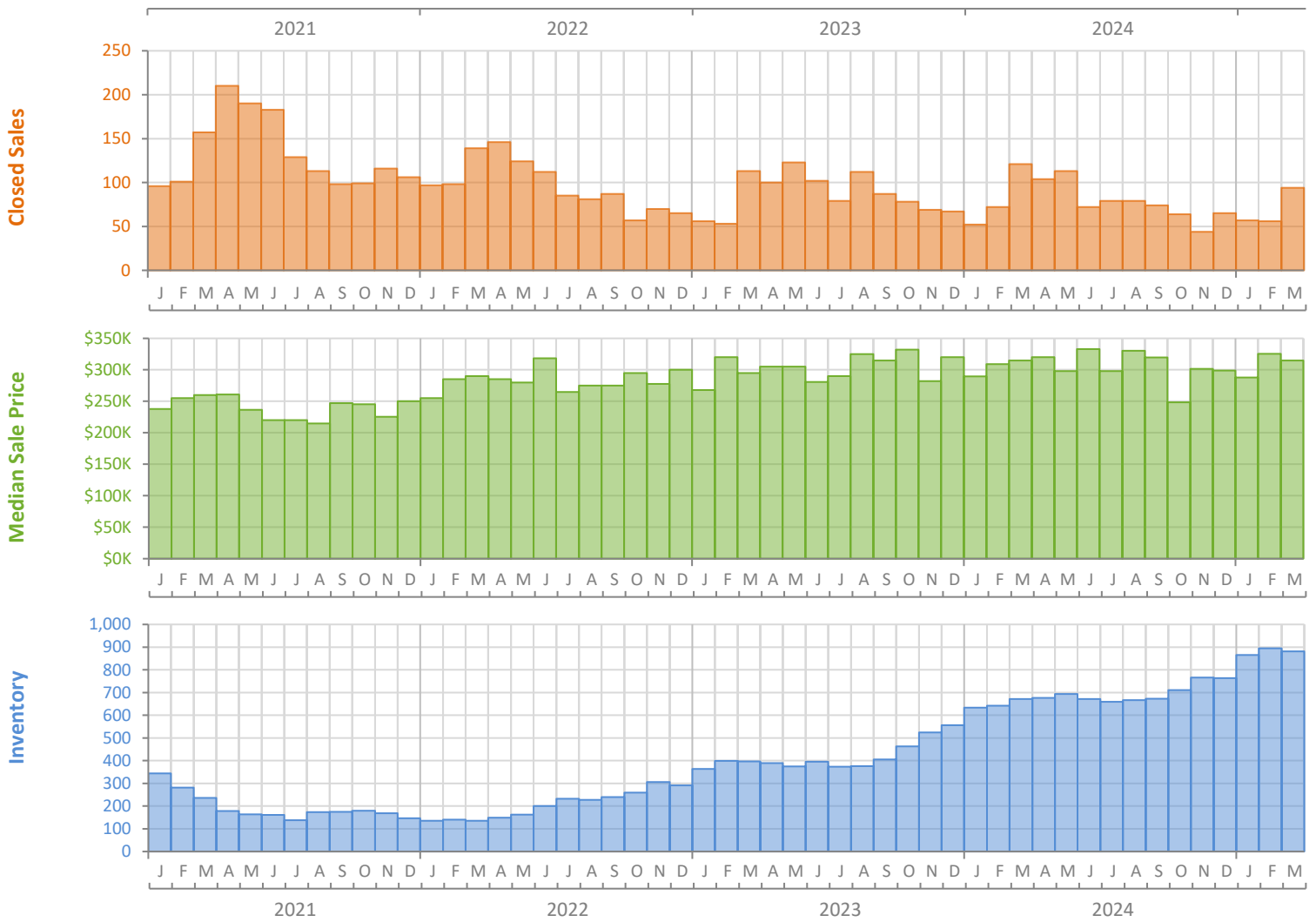
Monthly Market Summary - March 2025

Townhouses and Condos

St. Lucie County



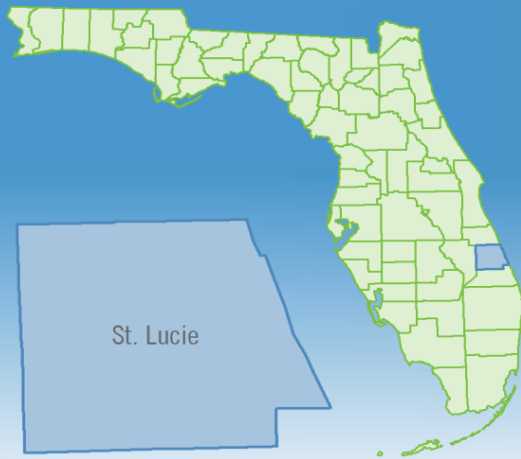
	March 2025	March 2024	Percent Change Year-over-Year
Closed Sales	94	121	-22.3%
Paid in Cash	53	70	-24.3%
Median Sale Price	\$315,000	\$314,874	0.0%
Average Sale Price	\$399,736	\$374,149	6.8%
Dollar Volume	\$37.6 Million	\$45.3 Million	-17.0%
Med. Pct. of Orig. List Price Received	93.1%	95.4%	-2.4%
Median Time to Contract	66 Days	48 Days	37.5%
Median Time to Sale	102 Days	87 Days	17.2%
New Pending Sales	105	110	-4.5%
New Listings	165	171	-3.5%
Pending Inventory	145	144	0.7%
Inventory (Active Listings)	881	671	31.3%
Months Supply of Inventory	11.7	7.6	53.9%



Monthly Distressed Market - March 2025

Townhouses and Condos

St. Lucie County



		March 2025	March 2024	Percent Change Year-over-Year
Traditional	Closed Sales	94	117	-19.7%
	Median Sale Price	\$315,000	\$316,000	-0.3%
Foreclosure/REO	Closed Sales	0	4	-100.0%
	Median Sale Price	(No Sales)	\$176,600	N/A
Short Sale	Closed Sales	0	0	N/A
	Median Sale Price	(No Sales)	(No Sales)	N/A

