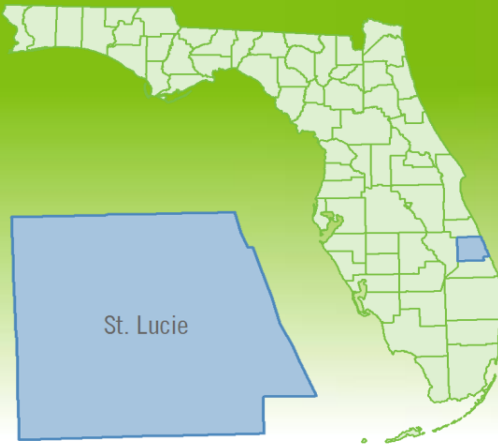


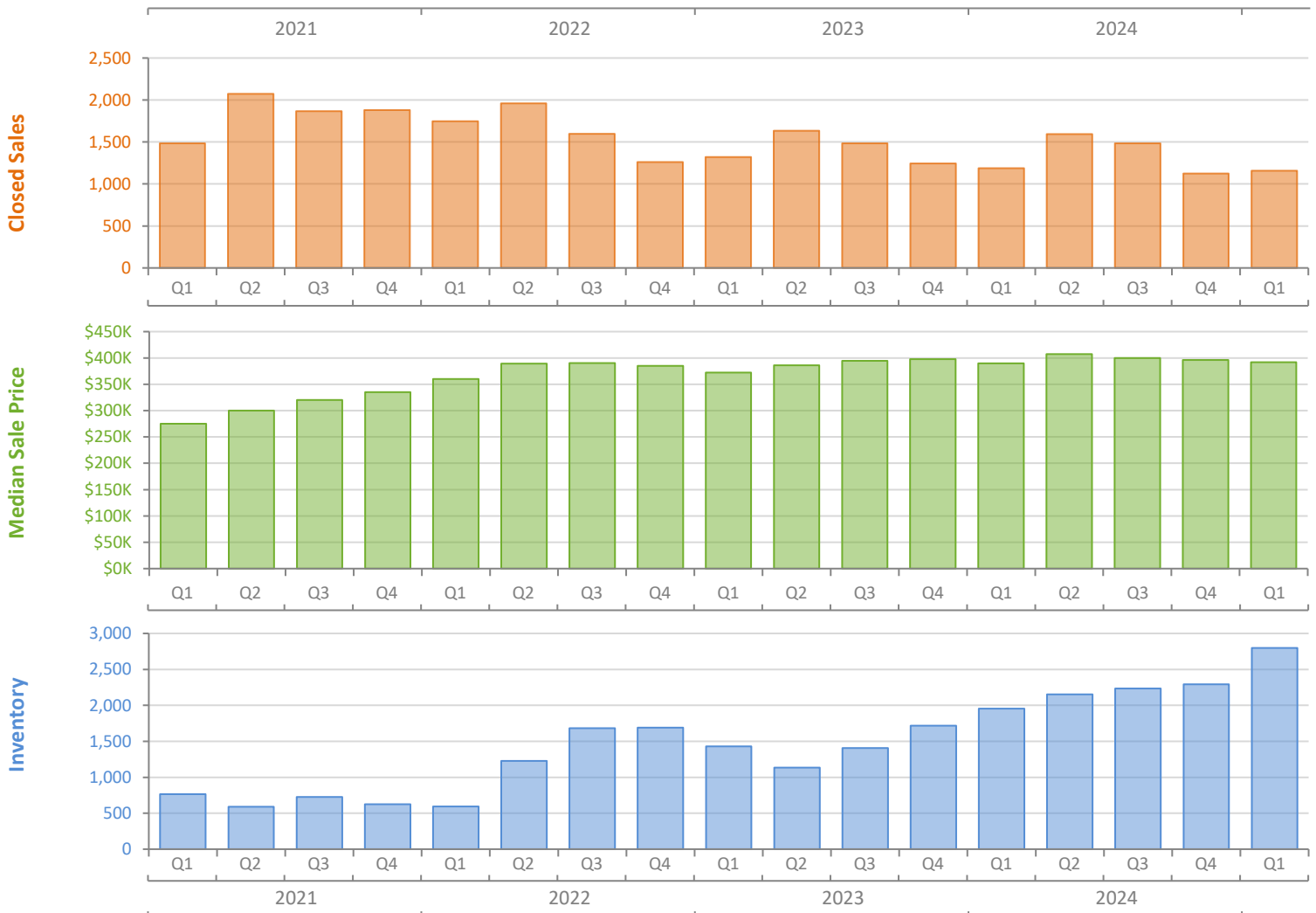
Quarterly Market Summary - Q1 2025

Single-Family Homes

St. Lucie County



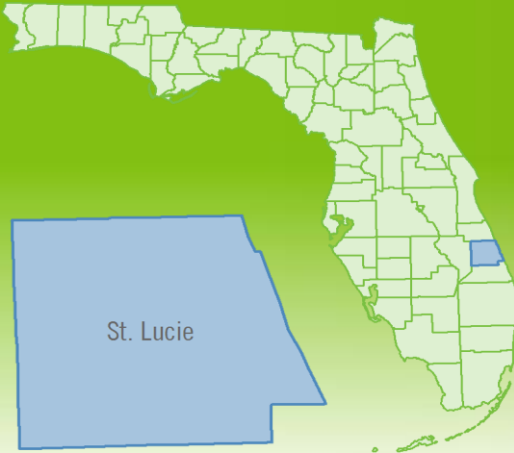
	Q1 2025	Q1 2024	Percent Change Year-over-Year
Closed Sales	1,157	1,188	-2.6%
Paid in Cash	326	362	-9.9%
Median Sale Price	\$392,000	\$390,000	0.5%
Average Sale Price	\$449,458	\$438,405	2.5%
Dollar Volume	\$520.0 Million	\$520.8 Million	-0.2%
Med. Pct. of Orig. List Price Received	95.2%	96.7%	-1.6%
Median Time to Contract	60 Days	41 Days	46.3%
Median Time to Sale	100 Days	81 Days	23.5%
New Pending Sales	1,554	1,685	-7.8%
New Listings	2,364	2,161	9.4%
Pending Inventory	796	902	-11.8%
Inventory (Active Listings)	2,797	1,954	43.1%
Months Supply of Inventory	6.3	4.2	50.0%



Quarterly Distressed Market - Q1 2025

Single-Family Homes

St. Lucie County



		Q1 2025	Q1 2024	Percent Change Year-over-Year
Traditional	Closed Sales	1,150	1,182	-2.7%
	Median Sale Price	\$392,007	\$390,000	0.5%
Foreclosure/REO	Closed Sales	6	6	0.0%
	Median Sale Price	\$330,000	\$372,450	-11.4%
Short Sale	Closed Sales	1	0	N/A
	Median Sale Price	\$408,500	(No Sales)	N/A

