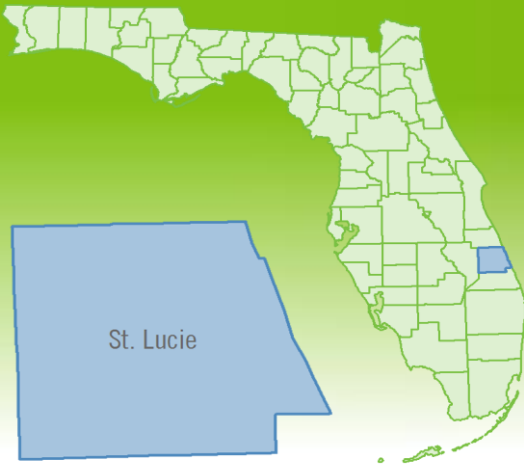


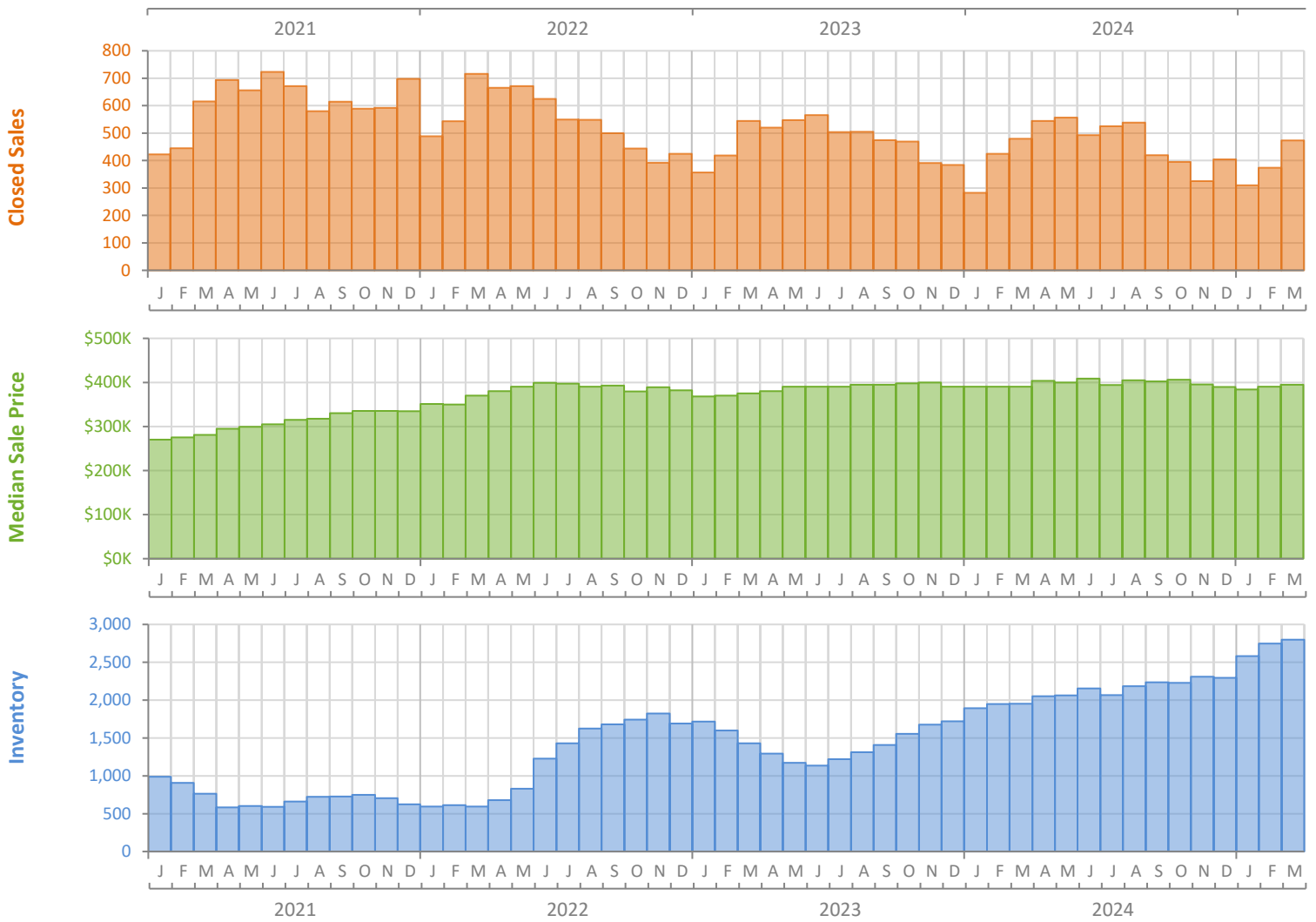
# Monthly Market Summary - March 2025

## Single-Family Homes

### St. Lucie County



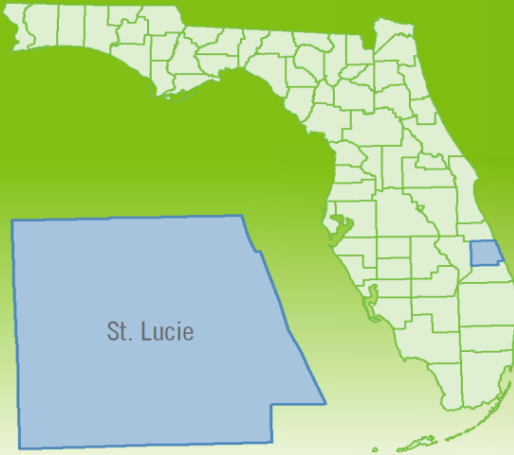
	March 2025	March 2024	Percent Change Year-over-Year
Closed Sales	473	480	-1.5%
Paid in Cash	147	148	-0.7%
Median Sale Price	\$395,000	\$390,000	1.3%
Average Sale Price	\$467,364	\$432,093	8.2%
Dollar Volume	\$221.1 Million	\$207.4 Million	6.6%
Med. Pct. of Orig. List Price Received	94.3%	96.5%	-2.3%
Median Time to Contract	56 Days	41 Days	36.6%
Median Time to Sale	93 Days	80 Days	16.3%
New Pending Sales	621	604	2.8%
New Listings	770	722	6.6%
Pending Inventory	796	902	-11.8%
Inventory (Active Listings)	2,797	1,954	43.1%
Months Supply of Inventory	6.3	4.2	50.0%



# Monthly Distressed Market - March 2025

## Single-Family Homes

### St. Lucie County



		March 2025	March 2024	Percent Change Year-over-Year
Traditional	Closed Sales	471	477	-1.3%
	Median Sale Price	\$395,000	\$390,000	1.3%
Foreclosure/REO	Closed Sales	2	3	-33.3%
	Median Sale Price	\$358,050	\$120,000	198.4%
Short Sale	Closed Sales	0	0	N/A
	Median Sale Price	(No Sales)	(No Sales)	N/A

