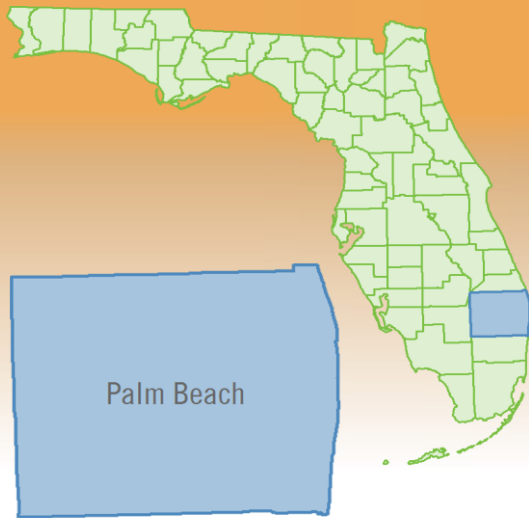


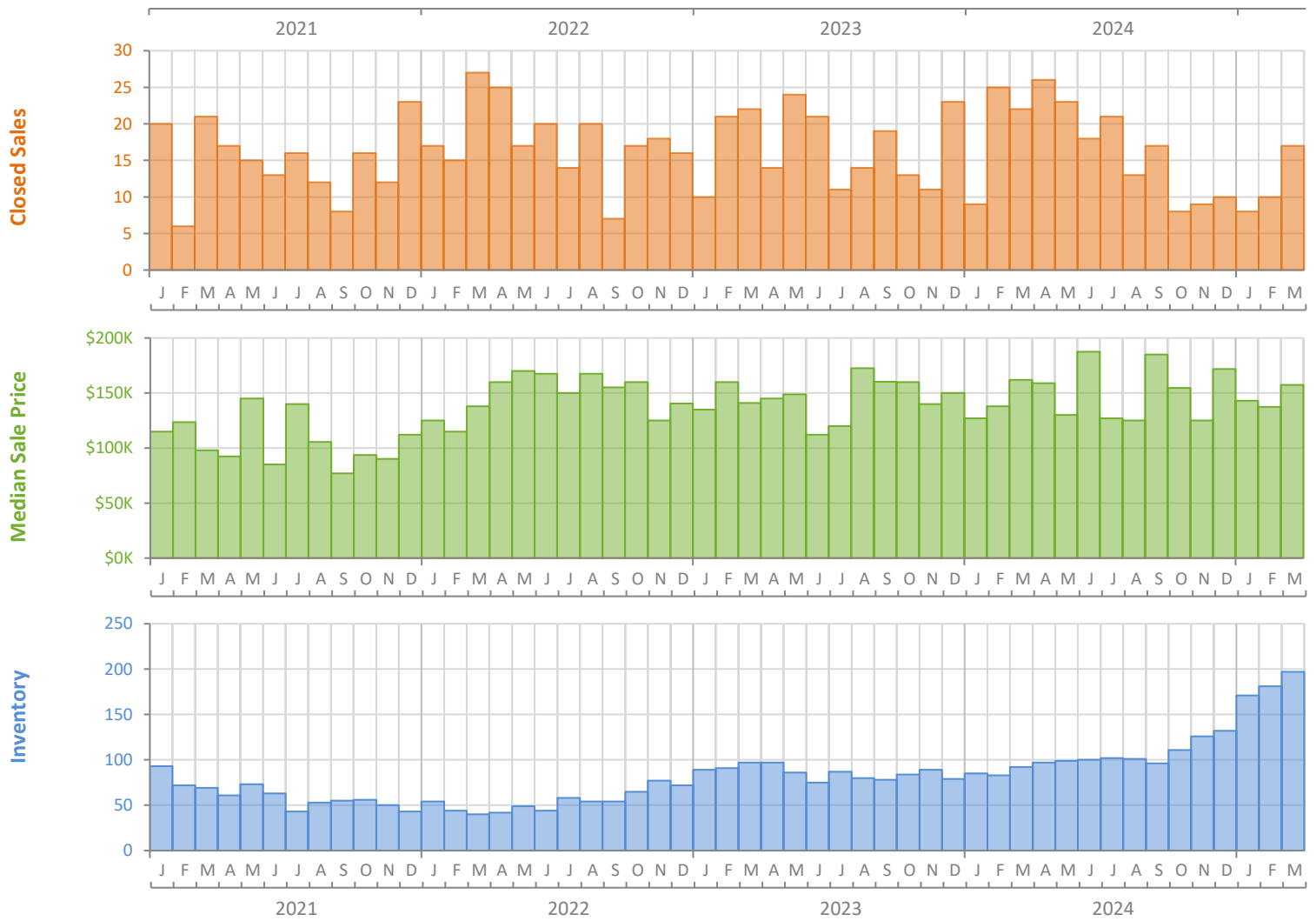
Monthly Market Summary - March 2025

Manufactured Homes

Palm Beach County



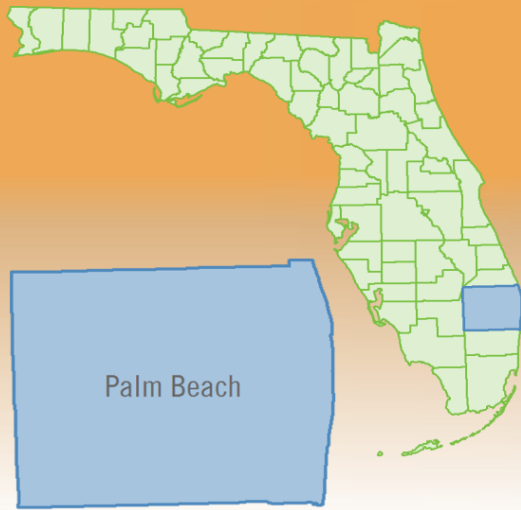
	March 2025	March 2024	Percent Change Year-over-Year
Closed Sales	17	22	-22.7%
Paid in Cash	15	19	-21.1%
Median Sale Price	\$157,500	\$162,000	-2.8%
Average Sale Price	\$190,471	\$184,099	3.5%
Dollar Volume	\$3.2 Million	\$4.1 Million	-20.1%
Med. Pct. of Orig. List Price Received	89.4%	90.2%	-0.9%
Median Time to Contract	54 Days	20 Days	170.0%
Median Time to Sale	91 Days	56 Days	62.5%
New Pending Sales	29	20	45.0%
New Listings	56	38	47.4%
Pending Inventory	33	33	0.0%
Inventory (Active Listings)	197	92	114.1%
Months Supply of Inventory	13.1	5.4	142.6%



Monthly Distressed Market - March 2025

Manufactured Homes

Palm Beach County



		March 2025	March 2024	Percent Change Year-over-Year
Traditional	Closed Sales	17	22	-22.7%
	Median Sale Price	\$157,500	\$162,000	-2.8%
Foreclosure/REO	Closed Sales	0	0	N/A
	Median Sale Price	(No Sales)	(No Sales)	N/A
Short Sale	Closed Sales	0	0	N/A
	Median Sale Price	(No Sales)	(No Sales)	N/A

