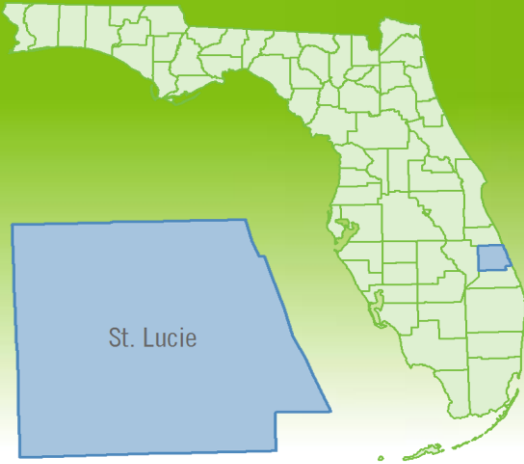


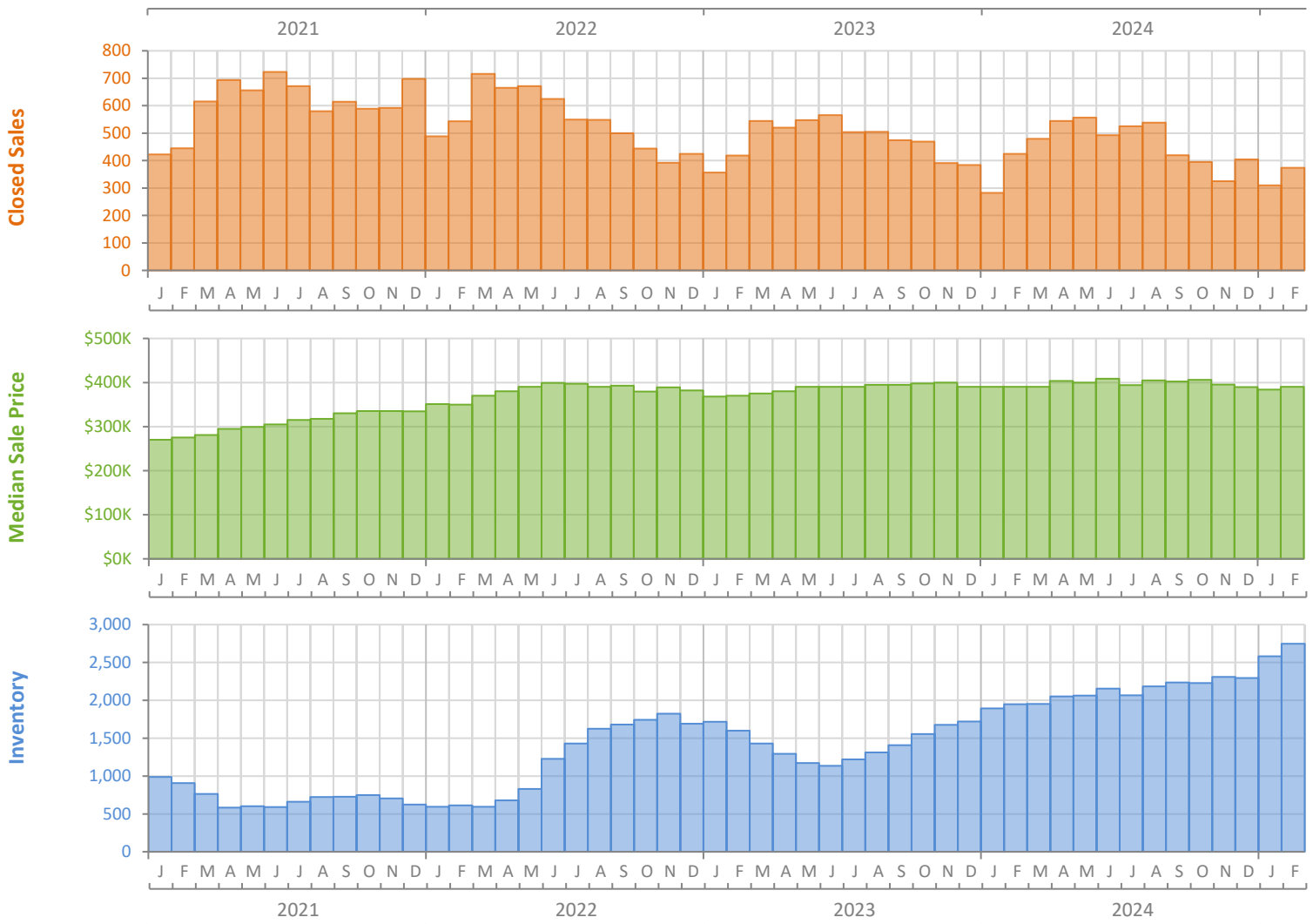
Monthly Market Summary - February 2025

Single-Family Homes

St. Lucie County



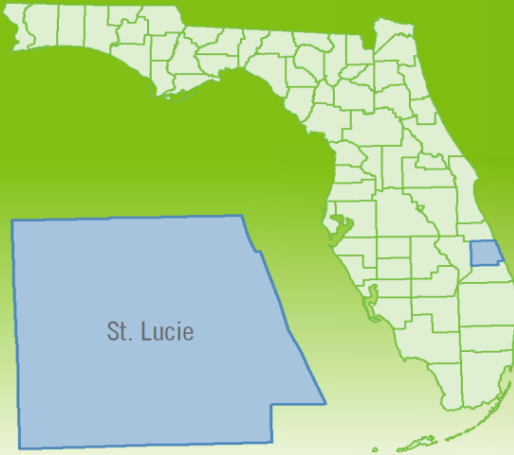
	February 2025	February 2024	Percent Change Year-over-Year
Closed Sales	374	425	-12.0%
Paid in Cash	94	132	-28.8%
Median Sale Price	\$390,500	\$390,000	0.1%
Average Sale Price	\$441,346	\$449,191	-1.7%
Dollar Volume	\$165.1 Million	\$190.9 Million	-13.5%
Med. Pct. of Orig. List Price Received	95.9%	96.8%	-0.9%
Median Time to Contract	60 Days	35 Days	71.4%
Median Time to Sale	97 Days	76 Days	27.6%
New Pending Sales	474	582	-18.6%
New Listings	755	698	8.2%
Pending Inventory	671	819	-18.1%
Inventory (Active Listings)	2,747	1,949	40.9%
Months Supply of Inventory	6.1	4.2	45.2%



Monthly Distressed Market - February 2025

Single-Family Homes

St. Lucie County



		February 2025	February 2024	Percent Change Year-over-Year
Traditional	Closed Sales	372	422	-11.8%
	Median Sale Price	\$390,500	\$389,950	0.1%
Foreclosure/REO	Closed Sales	2	3	-33.3%
	Median Sale Price	\$299,750	\$460,000	-34.8%
Short Sale	Closed Sales	0	0	N/A
	Median Sale Price	(No Sales)	(No Sales)	N/A

