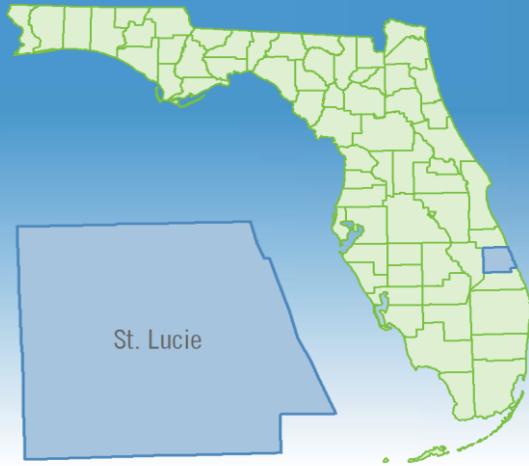


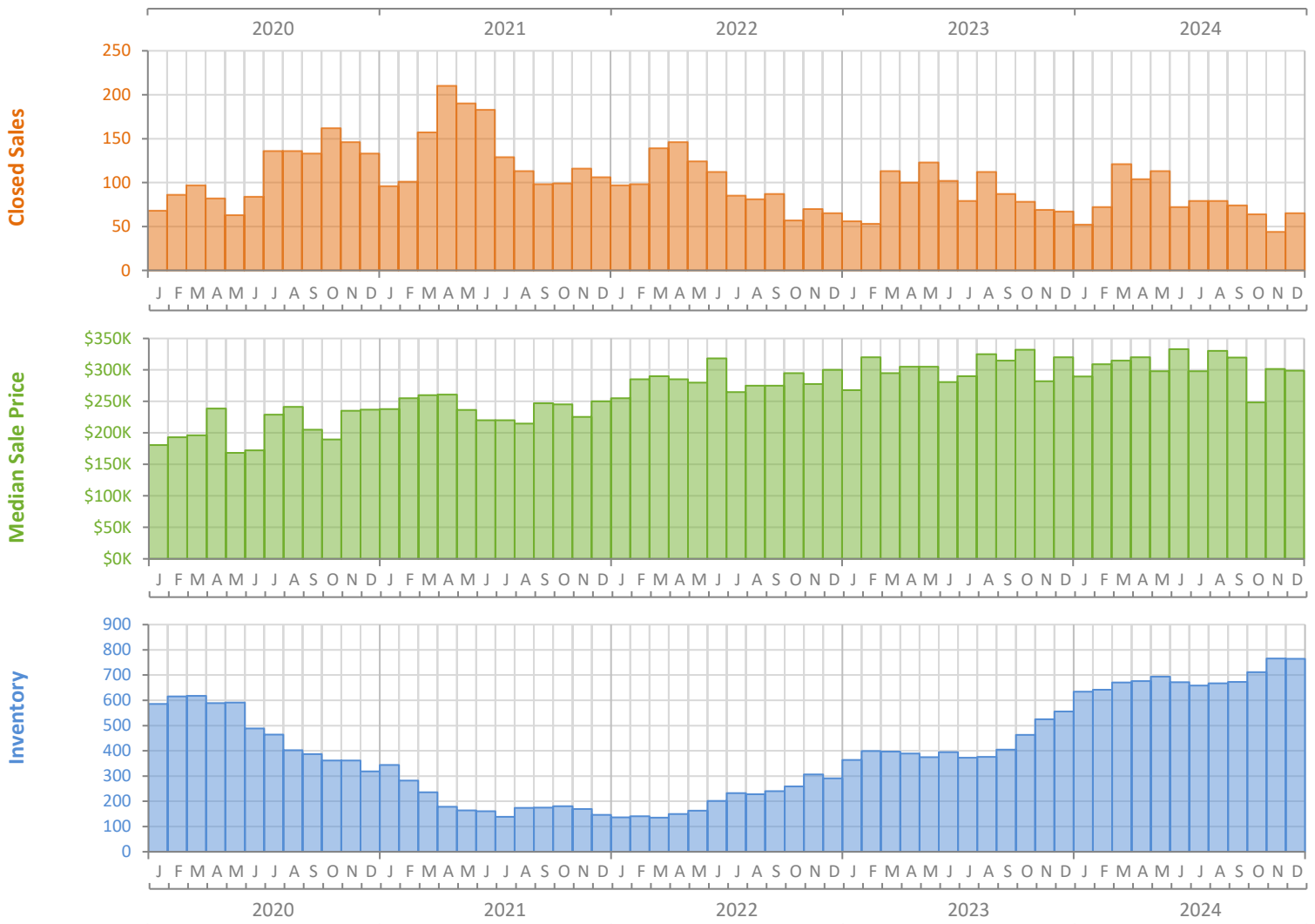
# Monthly Market Summary - December 2024

## Townhouses and Condos

### St. Lucie County



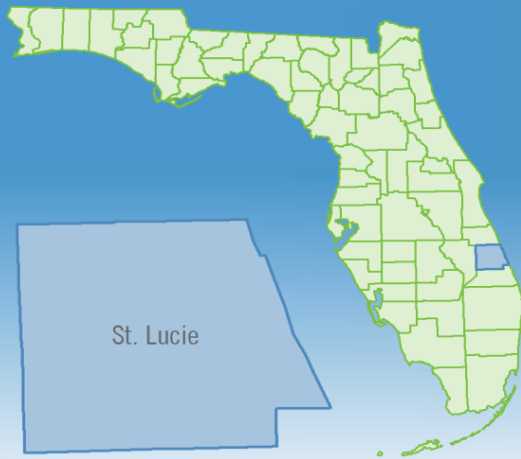
	December 2024	December 2023	Percent Change Year-over-Year
Closed Sales	65	67	-3.0%
Paid in Cash	30	28	7.1%
Median Sale Price	\$299,000	\$320,000	-6.6%
Average Sale Price	\$343,115	\$428,526	-19.9%
Dollar Volume	\$22.3 Million	\$28.7 Million	-22.3%
Med. Pct. of Orig. List Price Received	93.9%	95.9%	-2.1%
Median Time to Contract	99 Days	42 Days	135.7%
Median Time to Sale	123 Days	97 Days	26.8%
New Pending Sales	68	44	54.5%
New Listings	130	143	-9.1%
Pending Inventory	76	87	-12.6%
Inventory (Active Listings)	764	556	37.4%
Months Supply of Inventory	9.8	6.4	53.1%



# Monthly Distressed Market - December 2024

## Townhouses and Condos

### St. Lucie County



		December 2024	December 2023	Percent Change Year-over-Year
Traditional	Closed Sales	65	67	-3.0%
	Median Sale Price	\$299,000	\$320,000	-6.6%
Foreclosure/REO	Closed Sales	0	0	N/A
	Median Sale Price	(No Sales)	(No Sales)	N/A
Short Sale	Closed Sales	0	0	N/A
	Median Sale Price	(No Sales)	(No Sales)	N/A

