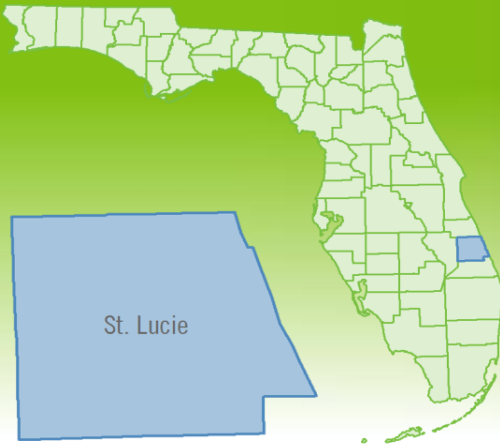


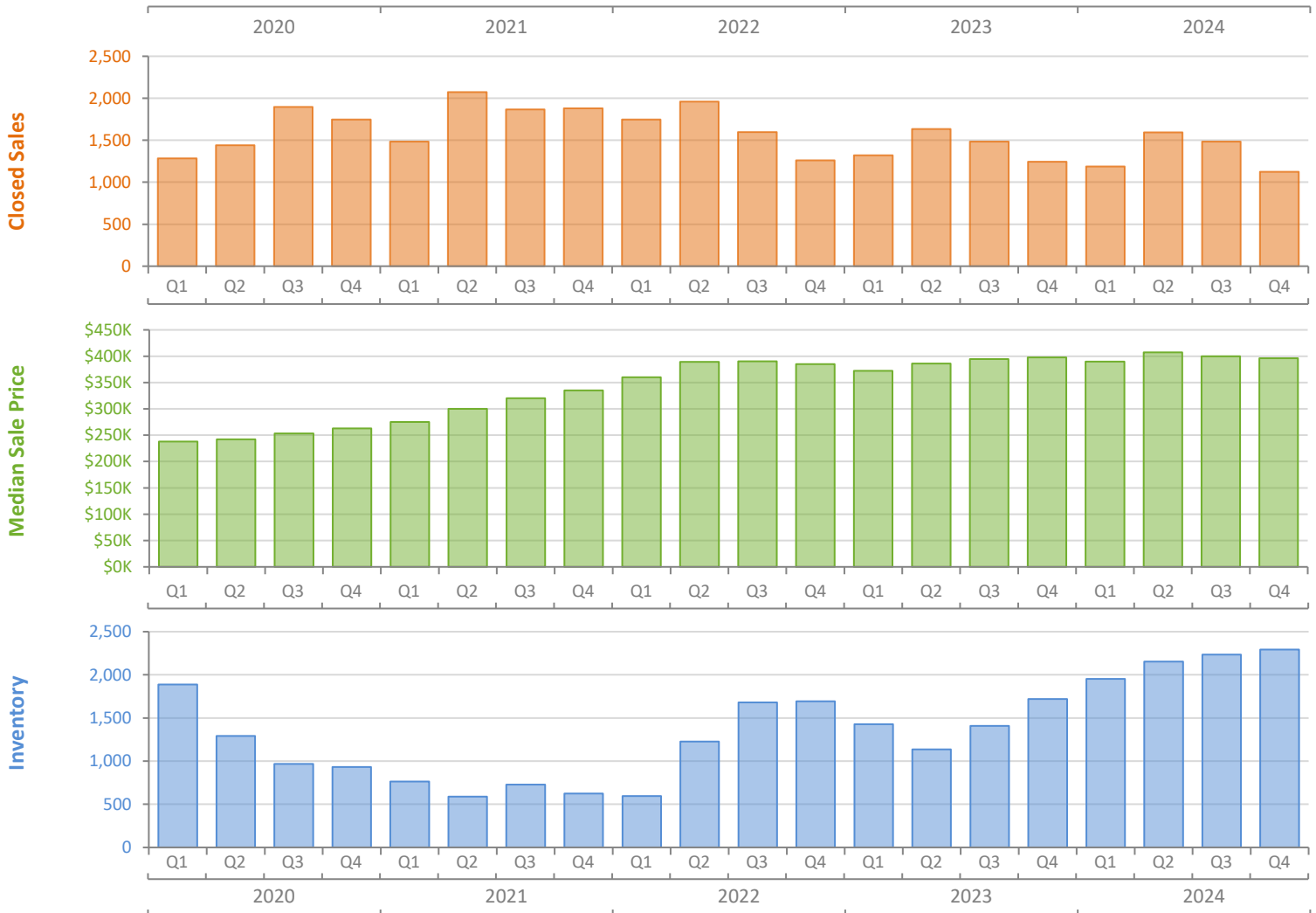
Quarterly Market Summary - Q4 2024

Single-Family Homes

St. Lucie County



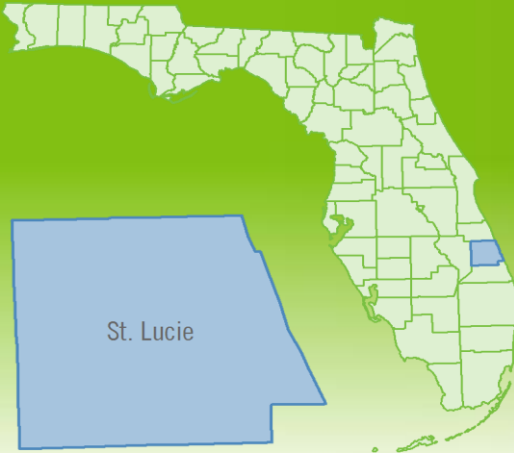
	Q4 2024	Q4 2023	Percent Change Year-over-Year
Closed Sales	1,124	1,244	-9.6%
Paid in Cash	286	366	-21.9%
Median Sale Price	\$395,880	\$397,965	-0.5%
Average Sale Price	\$427,249	\$427,073	0.0%
Dollar Volume	\$480.2 Million	\$531.3 Million	-9.6%
Med. Pct. of Orig. List Price Received	95.6%	97.1%	-1.5%
Median Time to Contract	57 Days	30 Days	90.0%
Median Time to Sale	98 Days	72 Days	36.1%
New Pending Sales	1,119	1,155	-3.1%
New Listings	1,742	1,737	0.3%
Pending Inventory	500	541	-7.6%
Inventory (Active Listings)	2,293	1,719	33.4%
Months Supply of Inventory	5.1	3.6	41.7%



Quarterly Distressed Market - Q4 2024

Single-Family Homes

St. Lucie County



		Q4 2024	Q4 2023	Percent Change Year-over-Year
Traditional	Closed Sales	1,122	1,233	-9.0%
	Median Sale Price	\$395,500	\$398,735	-0.8%
Foreclosure/REO	Closed Sales	0	10	-100.0%
	Median Sale Price	(No Sales)	\$276,000	N/A
Short Sale	Closed Sales	2	1	100.0%
	Median Sale Price	\$423,000	\$455,000	-7.0%

