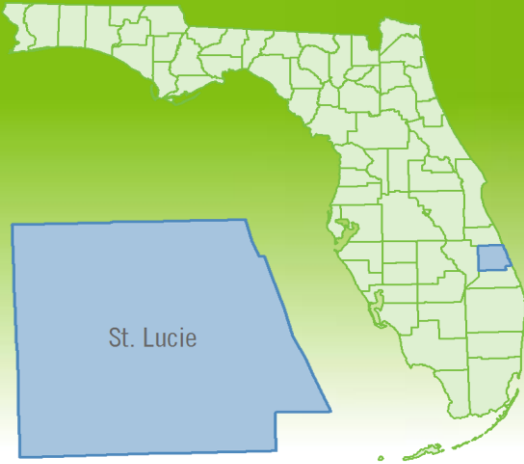


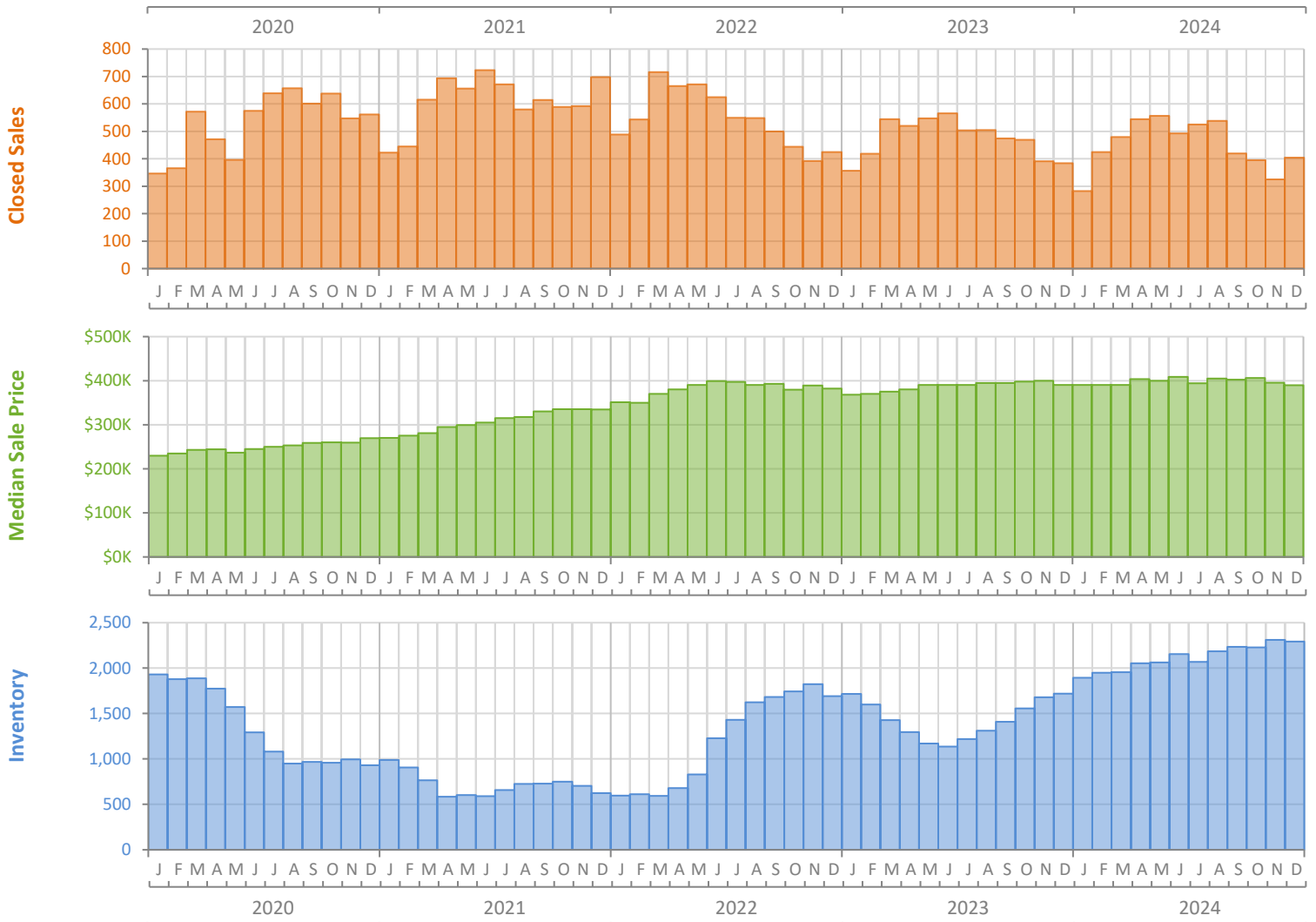
Monthly Market Summary - December 2024

Single-Family Homes

St. Lucie County



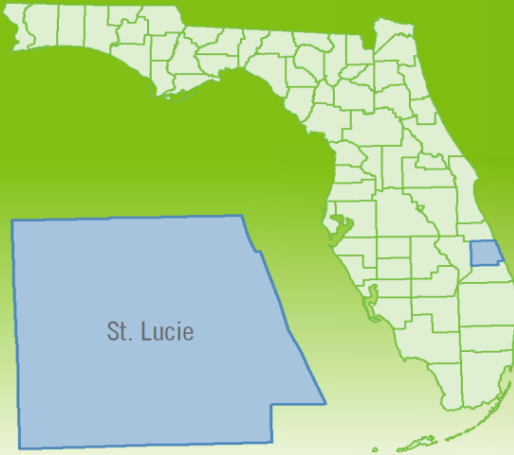
	December 2024	December 2023	Percent Change Year-over-Year
Closed Sales	404	384	5.2%
Paid in Cash	117	97	20.6%
Median Sale Price	\$389,900	\$389,995	0.0%
Average Sale Price	\$429,200	\$419,265	2.4%
Dollar Volume	\$173.4 Million	\$161.0 Million	7.7%
Med. Pct. of Orig. List Price Received	95.9%	96.7%	-0.8%
Median Time to Contract	54 Days	32 Days	68.8%
Median Time to Sale	95 Days	75 Days	26.7%
New Pending Sales	348	322	8.1%
New Listings	548	491	11.6%
Pending Inventory	500	541	-7.6%
Inventory (Active Listings)	2,293	1,719	33.4%
Months Supply of Inventory	5.1	3.6	41.7%



Monthly Distressed Market - December 2024

Single-Family Homes

St. Lucie County



		December 2024	December 2023	Percent Change Year-over-Year
Traditional	Closed Sales	402	380	5.8%
	Median Sale Price	\$389,900	\$390,000	0.0%
Foreclosure/REO	Closed Sales	0	4	-100.0%
	Median Sale Price	(No Sales)	\$269,450	N/A
Short Sale	Closed Sales	2	0	N/A
	Median Sale Price	\$423,000	(No Sales)	N/A

