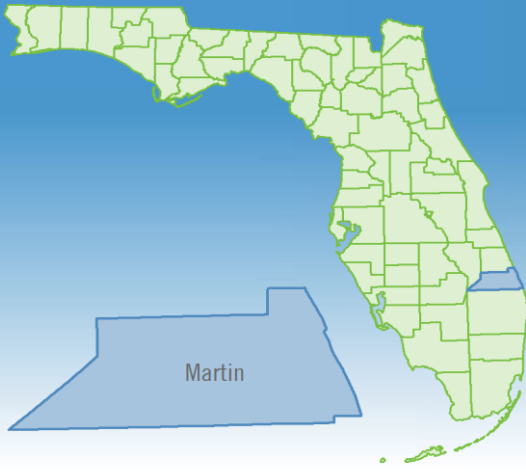


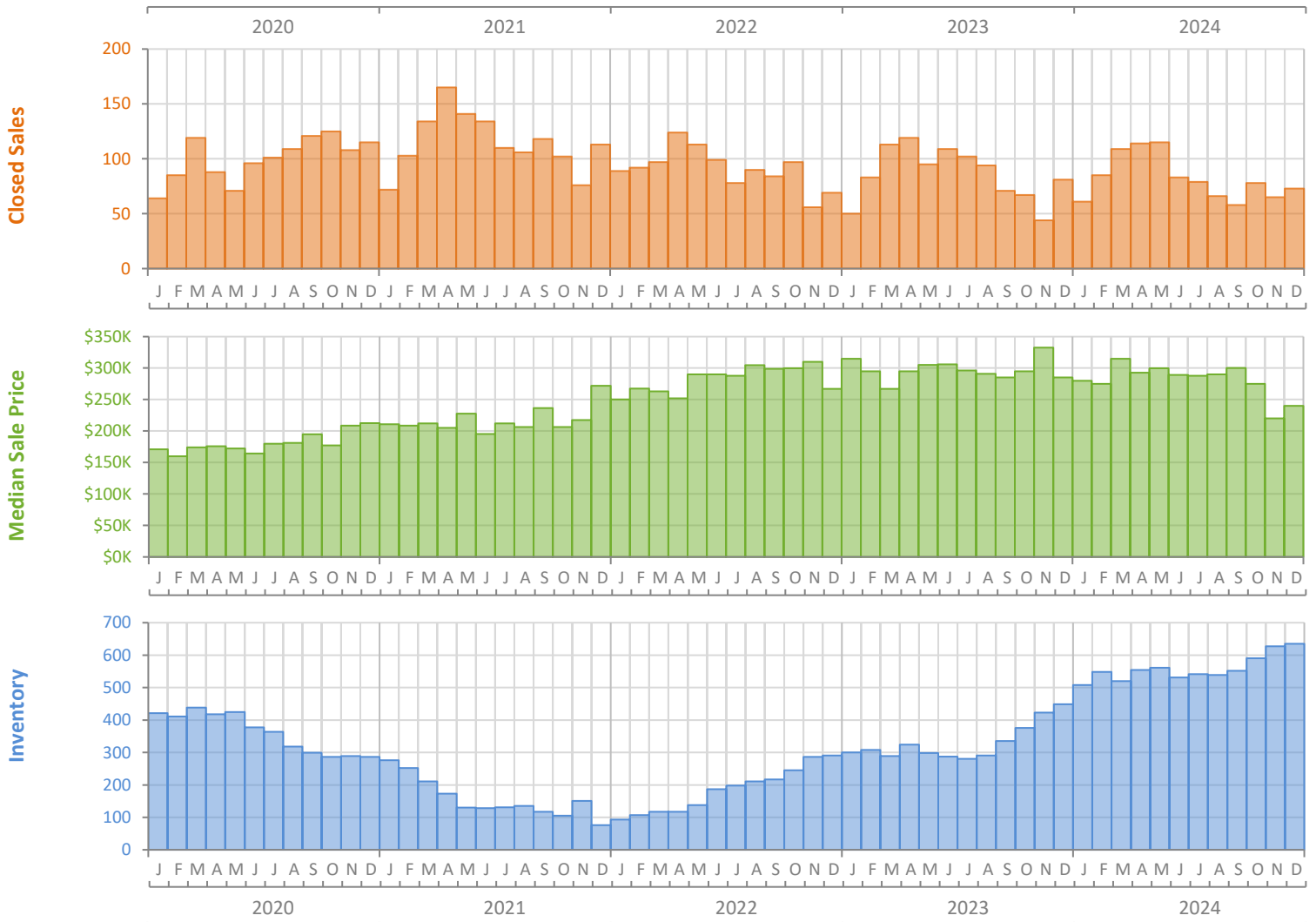
Monthly Market Summary - December 2024

Townhouses and Condos

Martin County



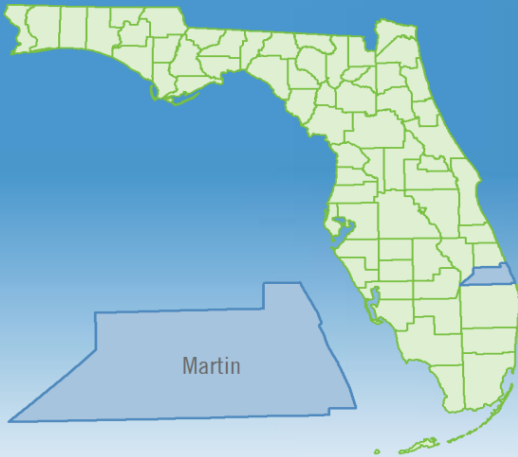
	December 2024	December 2023	Percent Change Year-over-Year
Closed Sales	73	81	-9.9%
Paid in Cash	40	50	-20.0%
Median Sale Price	\$240,000	\$285,000	-15.8%
Average Sale Price	\$318,399	\$356,590	-10.7%
Dollar Volume	\$23.2 Million	\$28.9 Million	-19.5%
Med. Pct. of Orig. List Price Received	89.7%	95.3%	-5.9%
Median Time to Contract	65 Days	34 Days	91.2%
Median Time to Sale	96 Days	69 Days	39.1%
New Pending Sales	57	73	-21.9%
New Listings	116	113	2.7%
Pending Inventory	92	122	-24.6%
Inventory (Active Listings)	635	449	41.4%
Months Supply of Inventory	7.7	5.2	48.1%



Monthly Distressed Market - December 2024

Townhouses and Condos

Martin County



		December 2024	December 2023	Percent Change Year-over-Year
Traditional	Closed Sales	72	81	-11.1%
	Median Sale Price	\$242,500	\$285,000	-14.9%
Foreclosure/REO	Closed Sales	1	0	N/A
	Median Sale Price	\$199,000	(No Sales)	N/A
Short Sale	Closed Sales	0	0	N/A
	Median Sale Price	(No Sales)	(No Sales)	N/A

