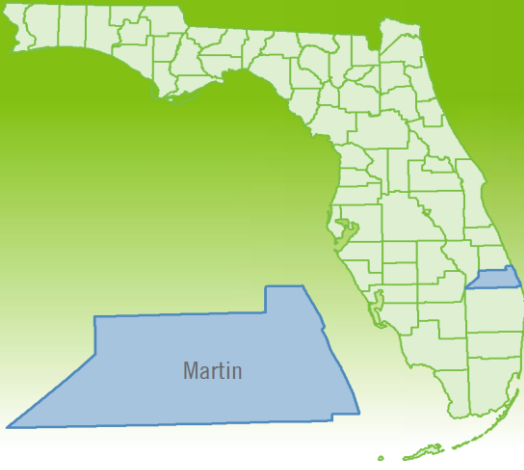


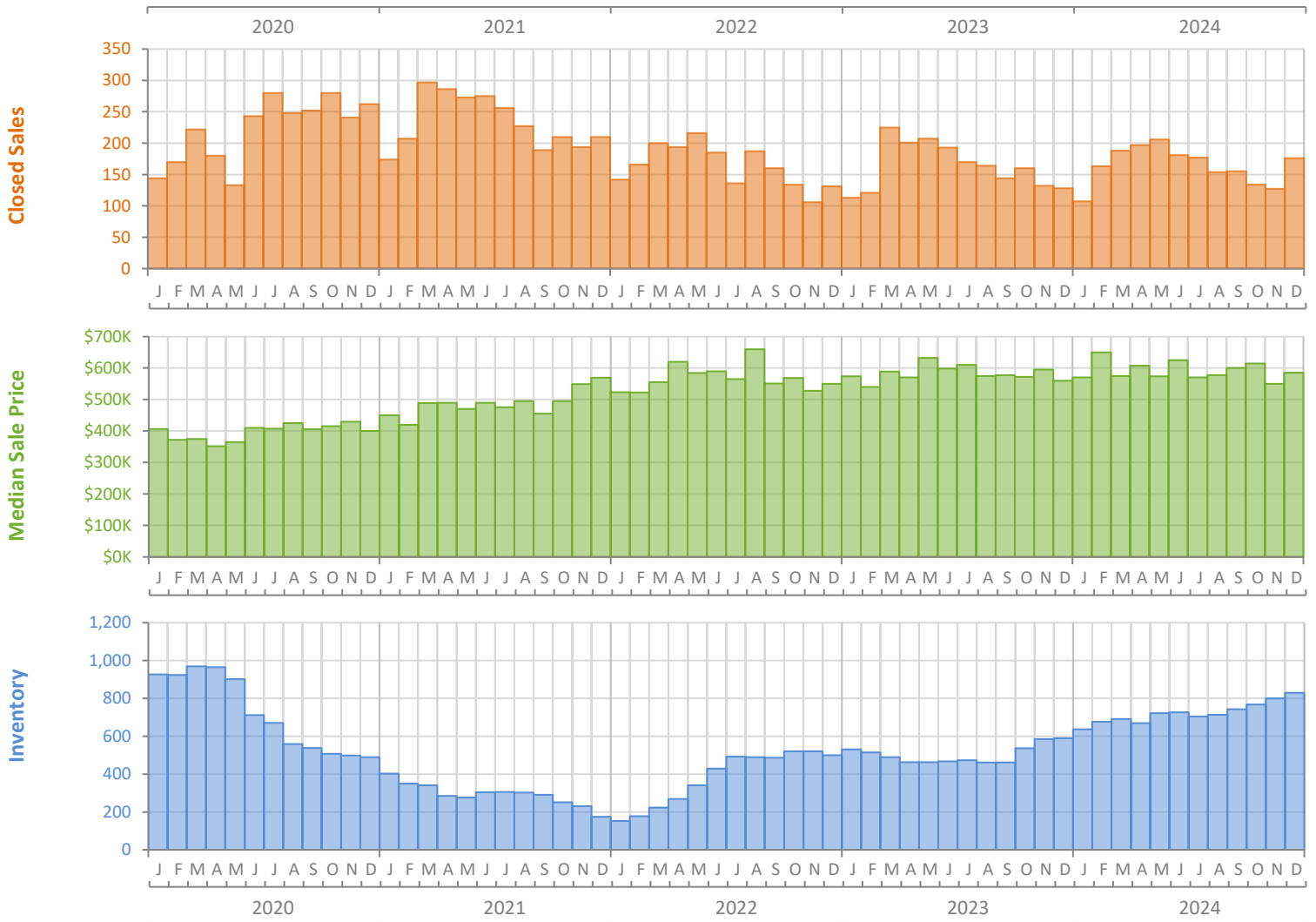
Monthly Market Summary - December 2024

Single-Family Homes

Martin County



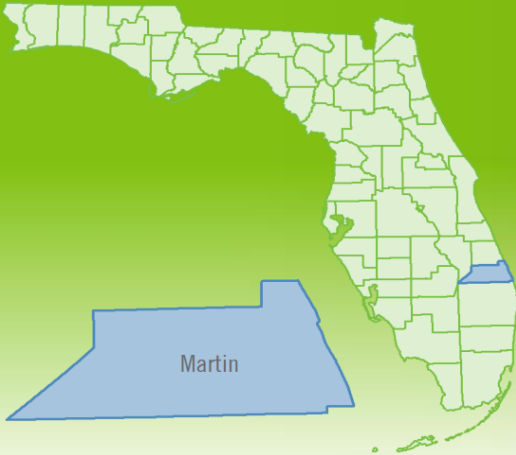
	December 2024	December 2023	Percent Change Year-over-Year
Closed Sales	176	128	37.5%
Paid in Cash	85	71	19.7%
Median Sale Price	\$585,000	\$560,000	4.5%
Average Sale Price	\$828,809	\$822,106	0.8%
Dollar Volume	\$145.9 Million	\$105.2 Million	38.6%
Med. Pct. of Orig. List Price Received	93.3%	95.4%	-2.2%
Median Time to Contract	42 Days	25 Days	68.0%
Median Time to Sale	83 Days	62 Days	33.9%
New Pending Sales	131	116	12.9%
New Listings	201	153	31.4%
Pending Inventory	166	161	3.1%
Inventory (Active Listings)	829	590	40.5%
Months Supply of Inventory	5.1	3.6	41.7%



Monthly Distressed Market - December 2024

Single-Family Homes

Martin County



		December 2024	December 2023	Percent Change Year-over-Year
Traditional	Closed Sales	176	128	37.5%
	Median Sale Price	\$585,000	\$560,000	4.5%
Foreclosure/REO	Closed Sales	0	0	N/A
	Median Sale Price	(No Sales)	(No Sales)	N/A
Short Sale	Closed Sales	0	0	N/A
	Median Sale Price	(No Sales)	(No Sales)	N/A

