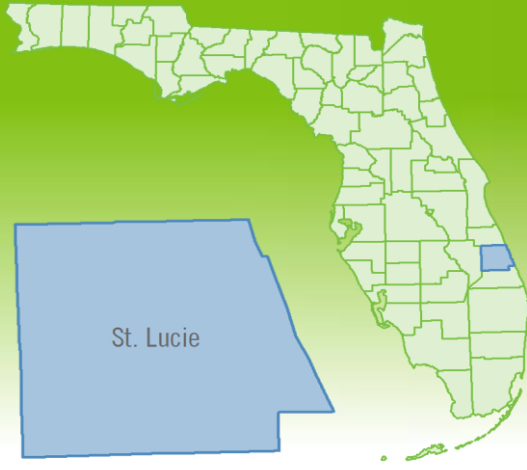


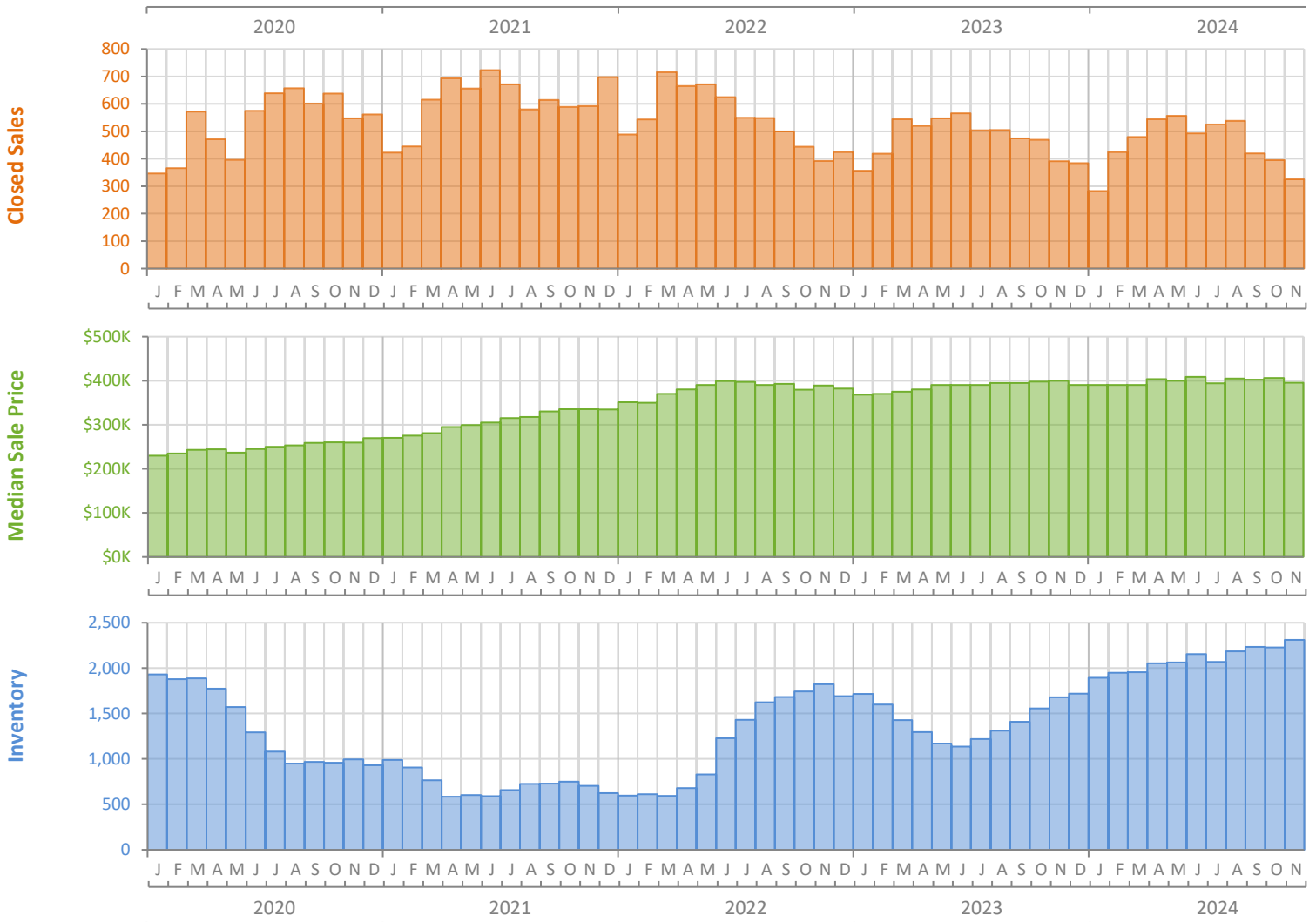
Monthly Market Summary - November 2024

Single-Family Homes

St. Lucie County



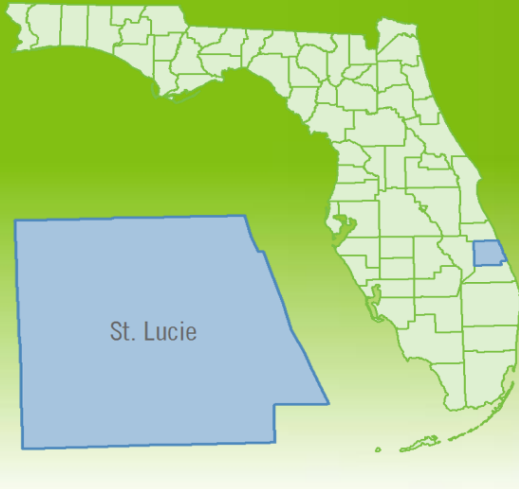
	November 2024	November 2023	Percent Change Year-over-Year
Closed Sales	325	391	-16.9%
Paid in Cash	81	126	-35.7%
Median Sale Price	\$395,500	\$400,000	-1.1%
Average Sale Price	\$417,835	\$443,814	-5.9%
Dollar Volume	\$135.8 Million	\$173.5 Million	-21.7%
Med. Pct. of Orig. List Price Received	95.3%	97.1%	-1.9%
Median Time to Contract	55 Days	27 Days	103.7%
Median Time to Sale	99 Days	71 Days	39.4%
New Pending Sales	393	393	0.0%
New Listings	637	581	9.6%
Pending Inventory	591	648	-8.8%
Inventory (Active Listings)	2,311	1,678	37.7%
Months Supply of Inventory	5.2	3.5	48.6%



Monthly Distressed Market - November 2024

Single-Family Homes

St. Lucie County



		November 2024	November 2023	Percent Change Year-over-Year
Traditional	Closed Sales	325	388	-16.2%
	Median Sale Price	\$395,500	\$400,000	-1.1%
Foreclosure/REO	Closed Sales	0	2	-100.0%
	Median Sale Price	(No Sales)	\$257,000	N/A
Short Sale	Closed Sales	0	1	-100.0%
	Median Sale Price	(No Sales)	\$455,000	N/A

