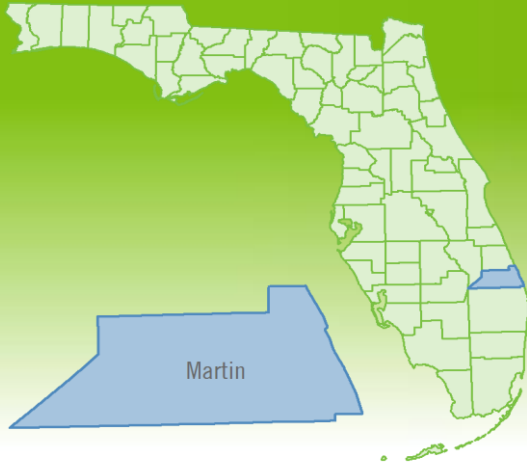


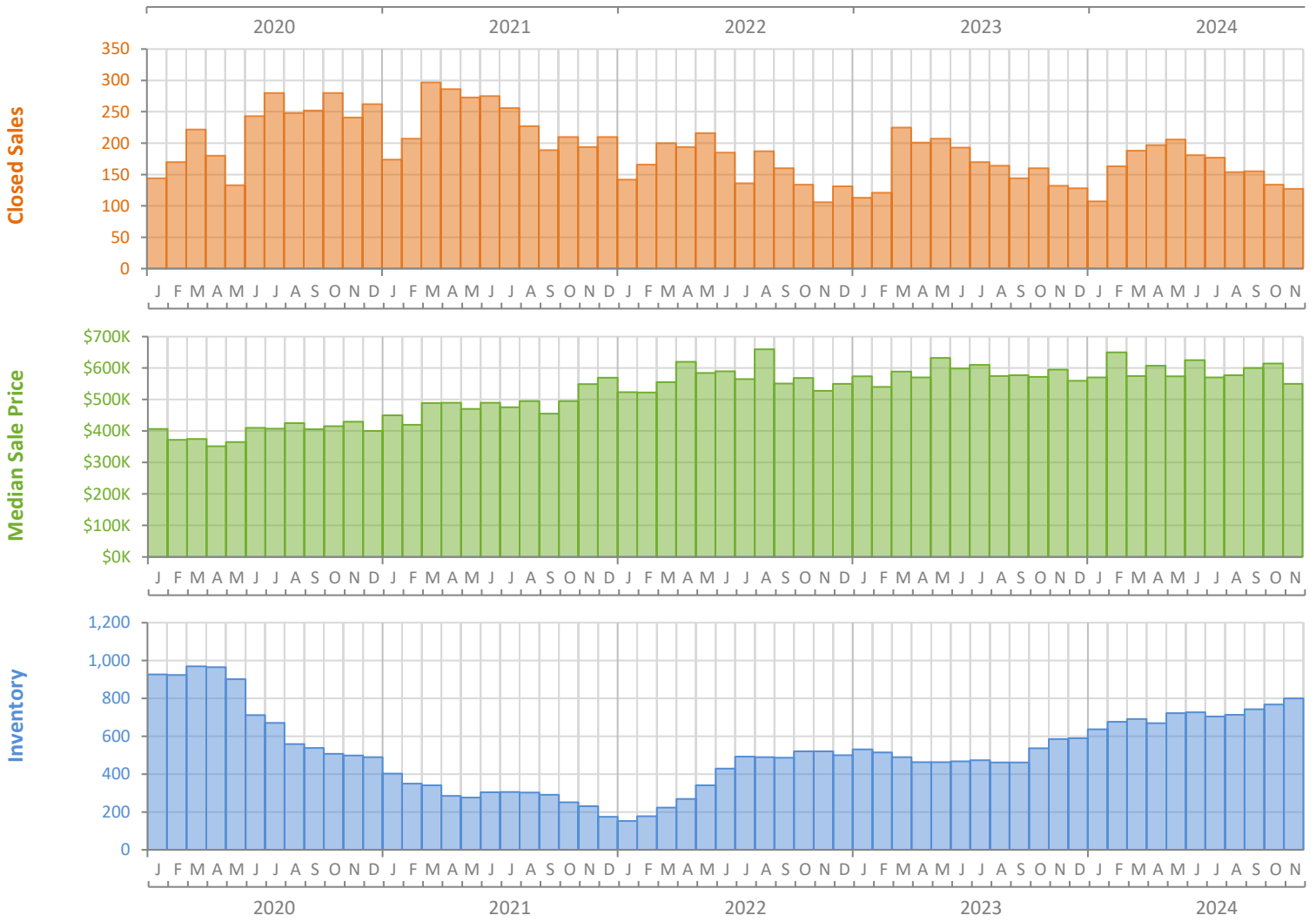
# Monthly Market Summary - November 2024

## Single-Family Homes

### Martin County



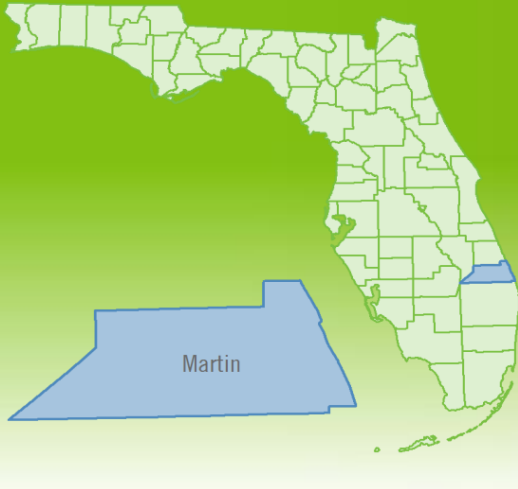
	November 2024	November 2023	Percent Change Year-over-Year
Closed Sales	127	132	-3.8%
Paid in Cash	66	83	-20.5%
Median Sale Price	\$550,000	\$595,000	-7.6%
Average Sale Price	\$770,569	\$936,333	-17.7%
Dollar Volume	\$97.9 Million	\$123.6 Million	-20.8%
Med. Pct. of Orig. List Price Received	95.2%	94.6%	0.6%
Median Time to Contract	38 Days	25 Days	52.0%
Median Time to Sale	81 Days	65 Days	24.6%
New Pending Sales	161	124	29.8%
New Listings	245	205	19.5%
Pending Inventory	218	182	19.8%
Inventory (Active Listings)	800	585	36.8%
Months Supply of Inventory	5.0	3.6	38.9%



# Monthly Distressed Market - November 2024

## Single-Family Homes

### Martin County



		November 2024	November 2023	Percent Change Year-over-Year
Traditional	Closed Sales	127	131	-3.1%
	Median Sale Price	\$550,000	\$595,000	-7.6%
Foreclosure/REO	Closed Sales	0	1	-100.0%
	Median Sale Price	(No Sales)	\$420,000	N/A
Short Sale	Closed Sales	0	0	N/A
	Median Sale Price	(No Sales)	(No Sales)	N/A

