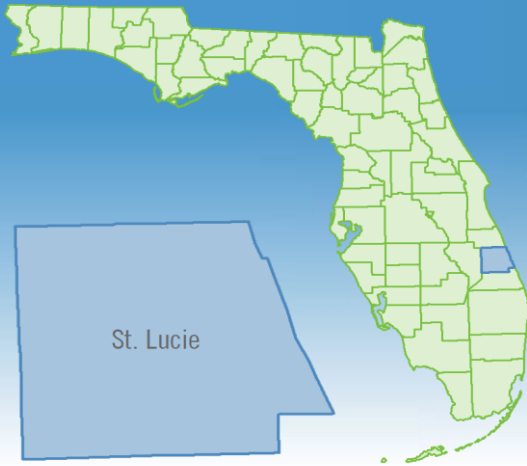


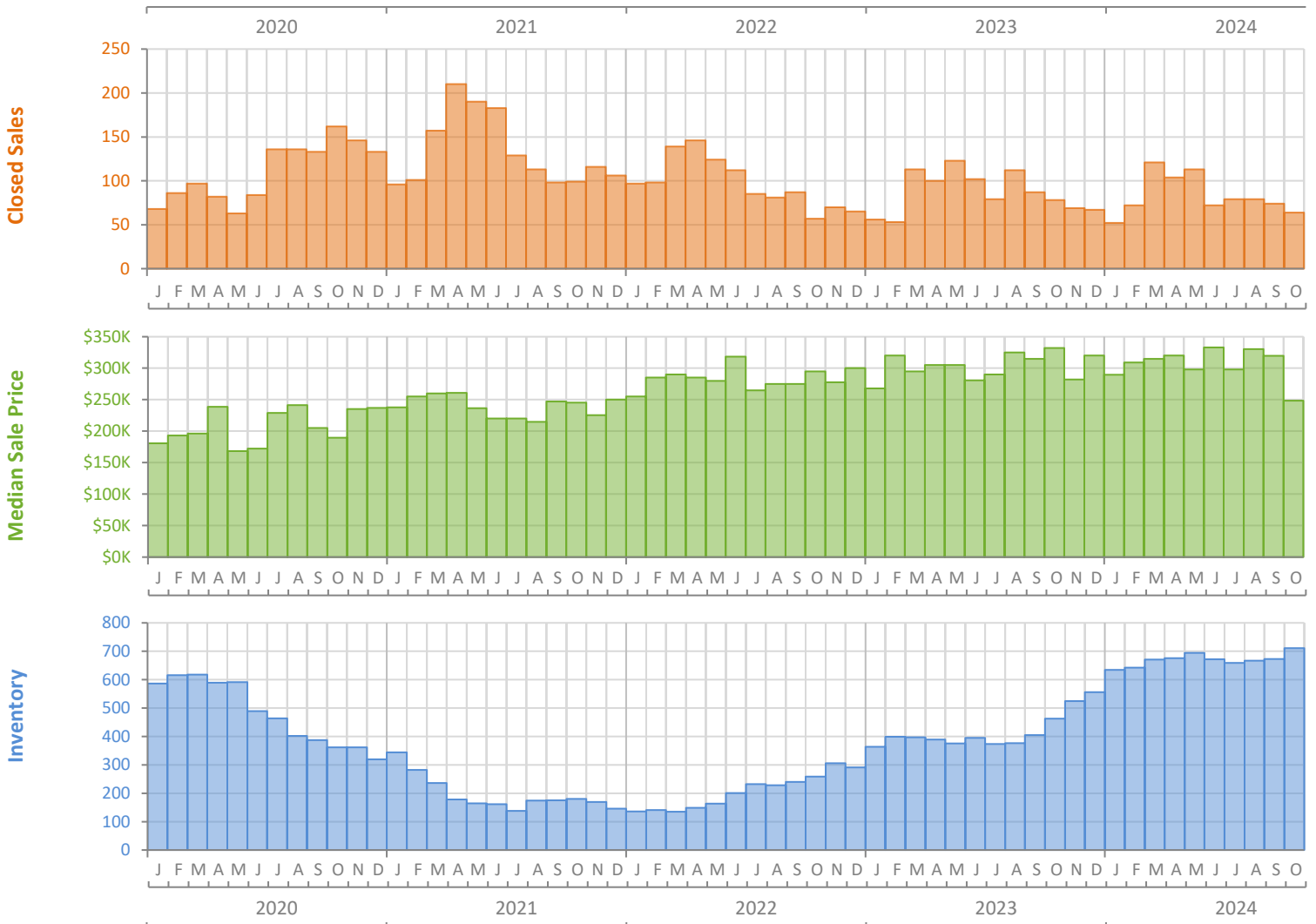
Monthly Market Summary - October 2024

Townhouses and Condos

St. Lucie County



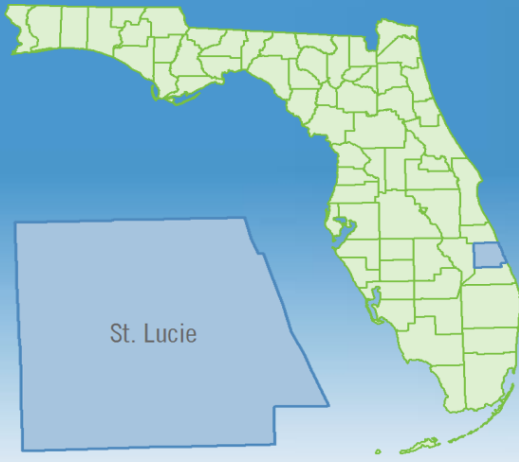
	October 2024	October 2023	Percent Change Year-over-Year
Closed Sales	64	78	-17.9%
Paid in Cash	33	44	-25.0%
Median Sale Price	\$248,500	\$331,950	-25.1%
Average Sale Price	\$281,911	\$377,810	-25.4%
Dollar Volume	\$18.0 Million	\$29.5 Million	-38.8%
Med. Pct. of Orig. List Price Received	93.2%	97.1%	-4.0%
Median Time to Contract	68 Days	31 Days	119.4%
Median Time to Sale	112 Days	74 Days	51.4%
New Pending Sales	53	76	-30.3%
New Listings	140	159	-11.9%
Pending Inventory	84	115	-27.0%
Inventory (Active Listings)	711	463	53.6%
Months Supply of Inventory	8.8	5.4	63.0%



Monthly Distressed Market - October 2024

Townhouses and Condos

St. Lucie County



		October 2024	October 2023	Percent Change Year-over-Year
Traditional	Closed Sales	64	78	-17.9%
	Median Sale Price	\$248,500	\$331,950	-25.1%
Foreclosure/REO	Closed Sales	0	0	N/A
	Median Sale Price	(No Sales)	(No Sales)	N/A
Short Sale	Closed Sales	0	0	N/A
	Median Sale Price	(No Sales)	(No Sales)	N/A

