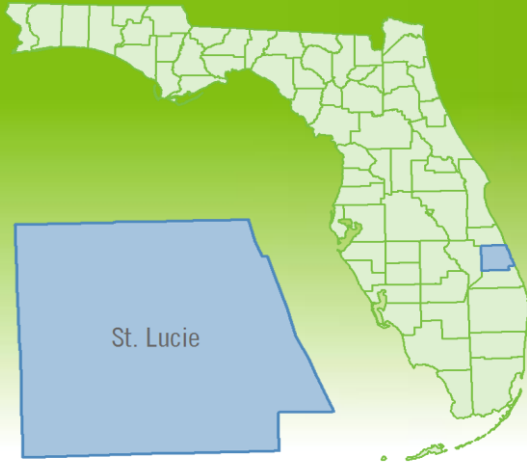


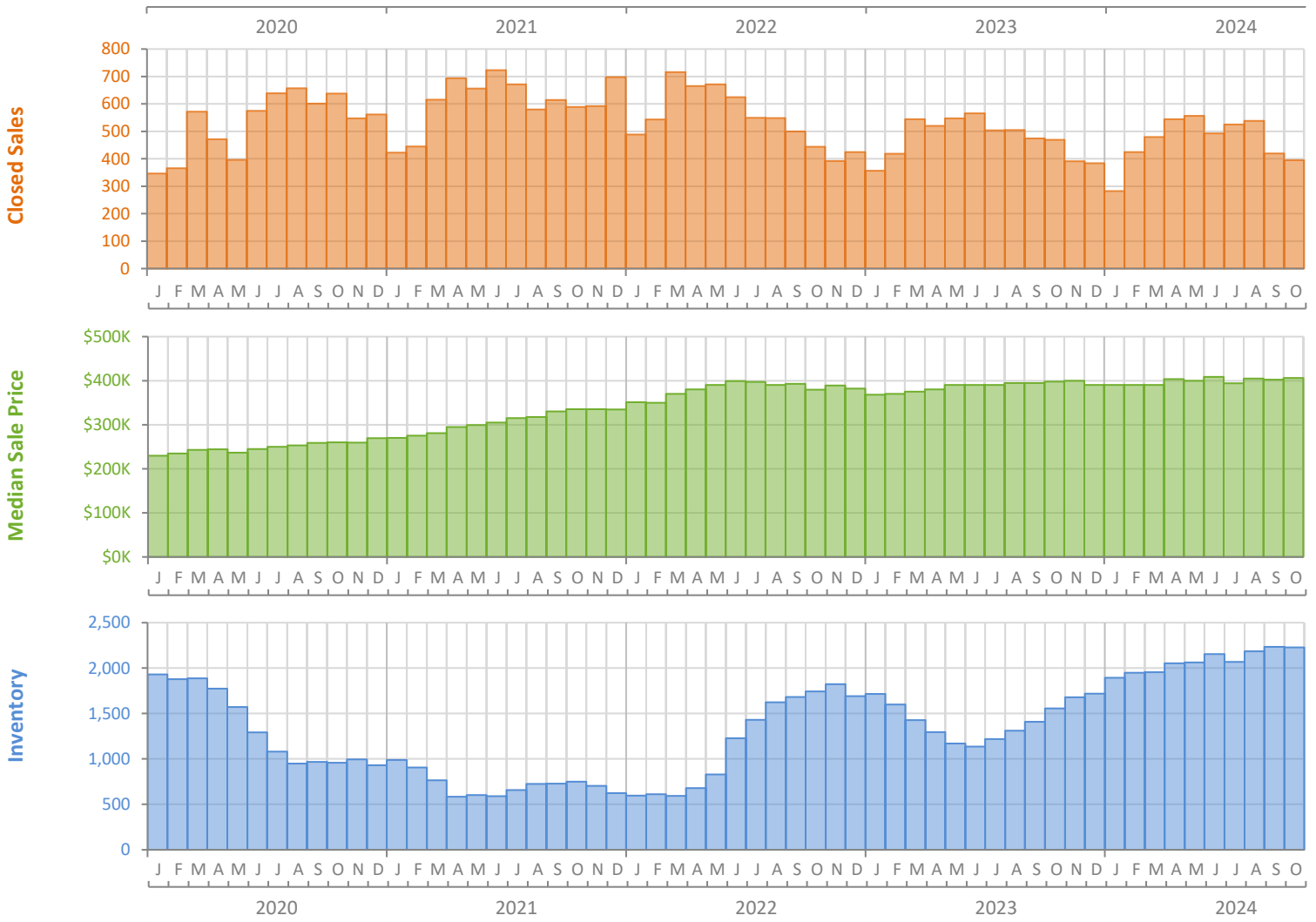
# Monthly Market Summary - October 2024

## Single-Family Homes

### St. Lucie County



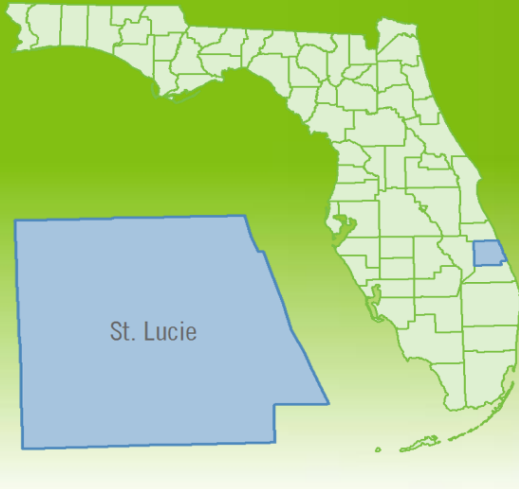
	October 2024	October 2023	Percent Change Year-over-Year
Closed Sales	395	469	-15.8%
Paid in Cash	88	143	-38.5%
Median Sale Price	\$405,950	\$398,165	2.0%
Average Sale Price	\$432,998	\$419,508	3.2%
Dollar Volume	\$171.0 Million	\$196.7 Million	-13.1%
Med. Pct. of Orig. List Price Received	95.6%	97.5%	-1.9%
Median Time to Contract	54 Days	29 Days	86.2%
Median Time to Sale	90 Days	69 Days	30.4%
New Pending Sales	378	440	-14.1%
New Listings	557	665	-16.2%
Pending Inventory	584	692	-15.6%
Inventory (Active Listings)	2,227	1,555	43.2%
Months Supply of Inventory	4.9	3.3	48.5%



# Monthly Distressed Market - October 2024

## Single-Family Homes

### St. Lucie County



		October 2024	October 2023	Percent Change Year-over-Year
Traditional	Closed Sales	395	465	-15.1%
	Median Sale Price	\$405,950	\$399,000	1.7%
Foreclosure/REO	Closed Sales	0	4	-100.0%
	Median Sale Price	(No Sales)	\$316,500	N/A
Short Sale	Closed Sales	0	0	N/A
	Median Sale Price	(No Sales)	(No Sales)	N/A

