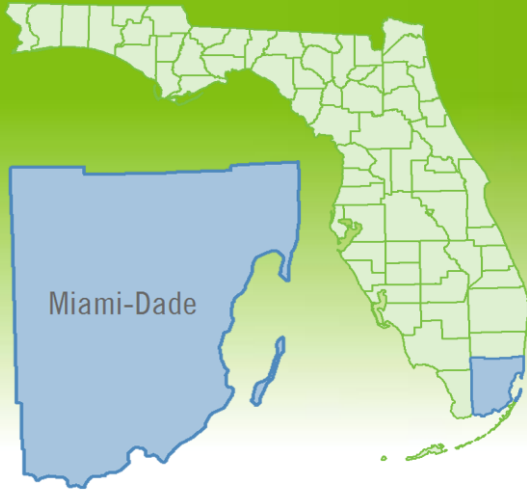


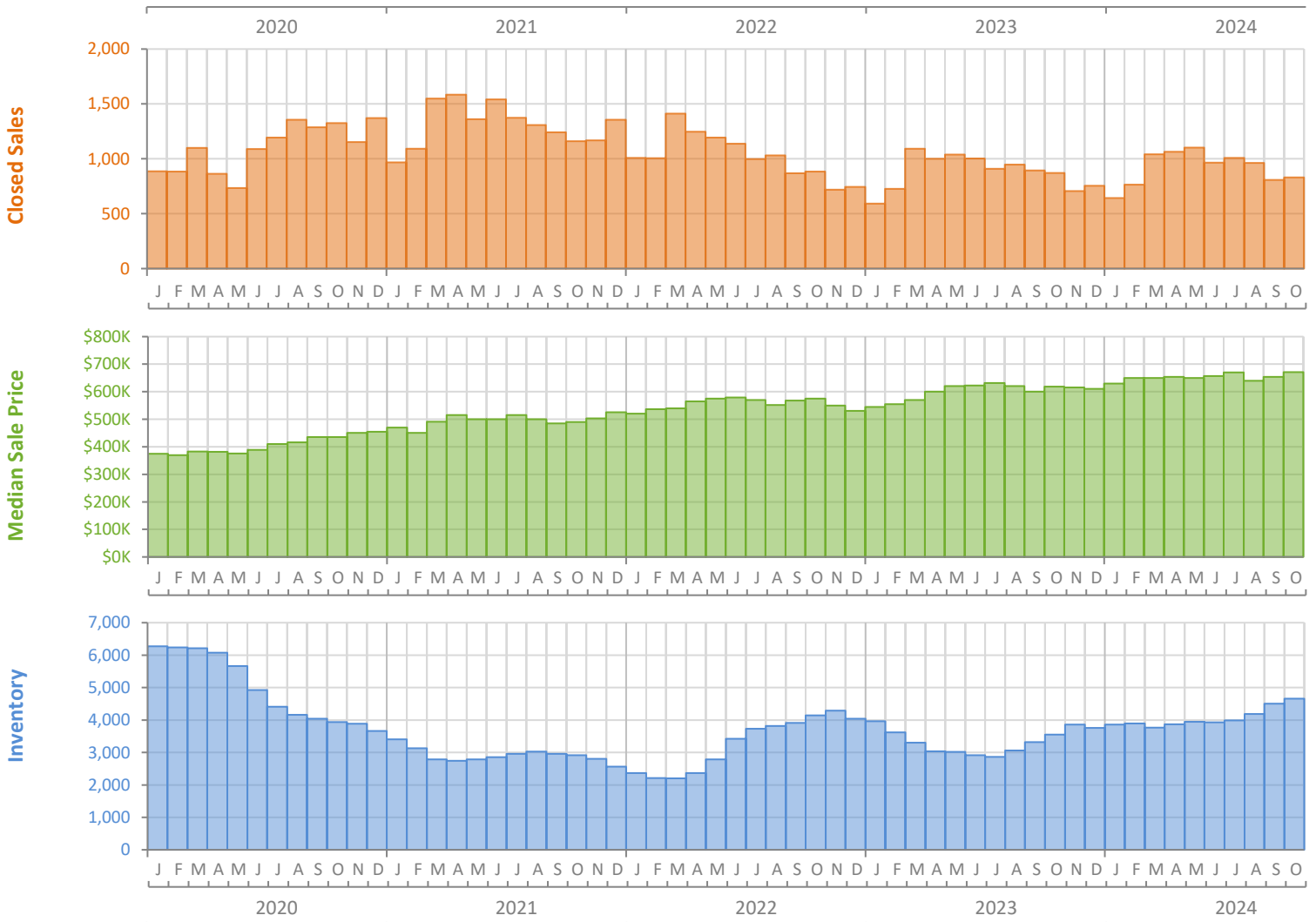
Monthly Market Summary - October 2024

Single-Family Homes

Miami-Dade County



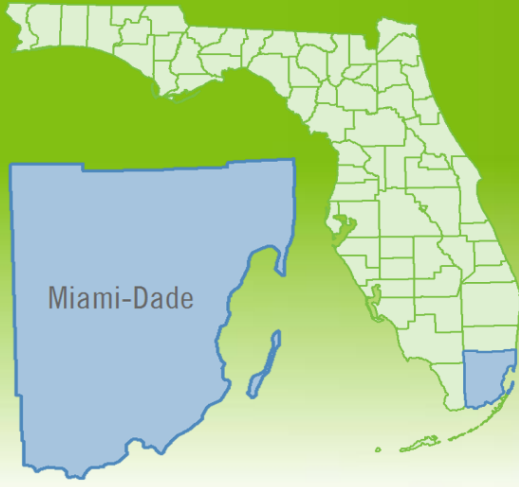
	October 2024	October 2023	Percent Change Year-over-Year
Closed Sales	830	871	-4.7%
Paid in Cash	193	256	-24.6%
Median Sale Price	\$670,750	\$618,217	8.5%
Average Sale Price	\$1,289,661	\$1,117,267	15.4%
Dollar Volume	\$1.1 Billion	\$973.1 Million	10.0%
Med. Pct. of Orig. List Price Received	95.8%	96.9%	-1.1%
Median Time to Contract	33 Days	26 Days	26.9%
Median Time to Sale	74 Days	67 Days	10.4%
New Pending Sales	849	907	-6.4%
New Listings	1,331	1,440	-7.6%
Pending Inventory	1,277	1,340	-4.7%
Inventory (Active Listings)	4,660	3,550	31.3%
Months Supply of Inventory	5.2	4.0	30.0%



Monthly Distressed Market - October 2024

Single-Family Homes

Miami-Dade County



		October 2024	October 2023	Percent Change Year-over-Year
Traditional	Closed Sales	822	860	-4.4%
	Median Sale Price	\$673,500	\$619,532	8.7%
Foreclosure/REO	Closed Sales	7	10	-30.0%
	Median Sale Price	\$635,250	\$422,750	50.3%
Short Sale	Closed Sales	1	1	0.0%
	Median Sale Price	\$560,000	\$620,000	-9.7%

