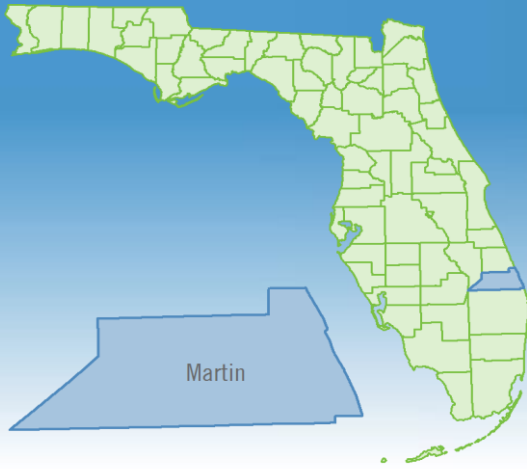


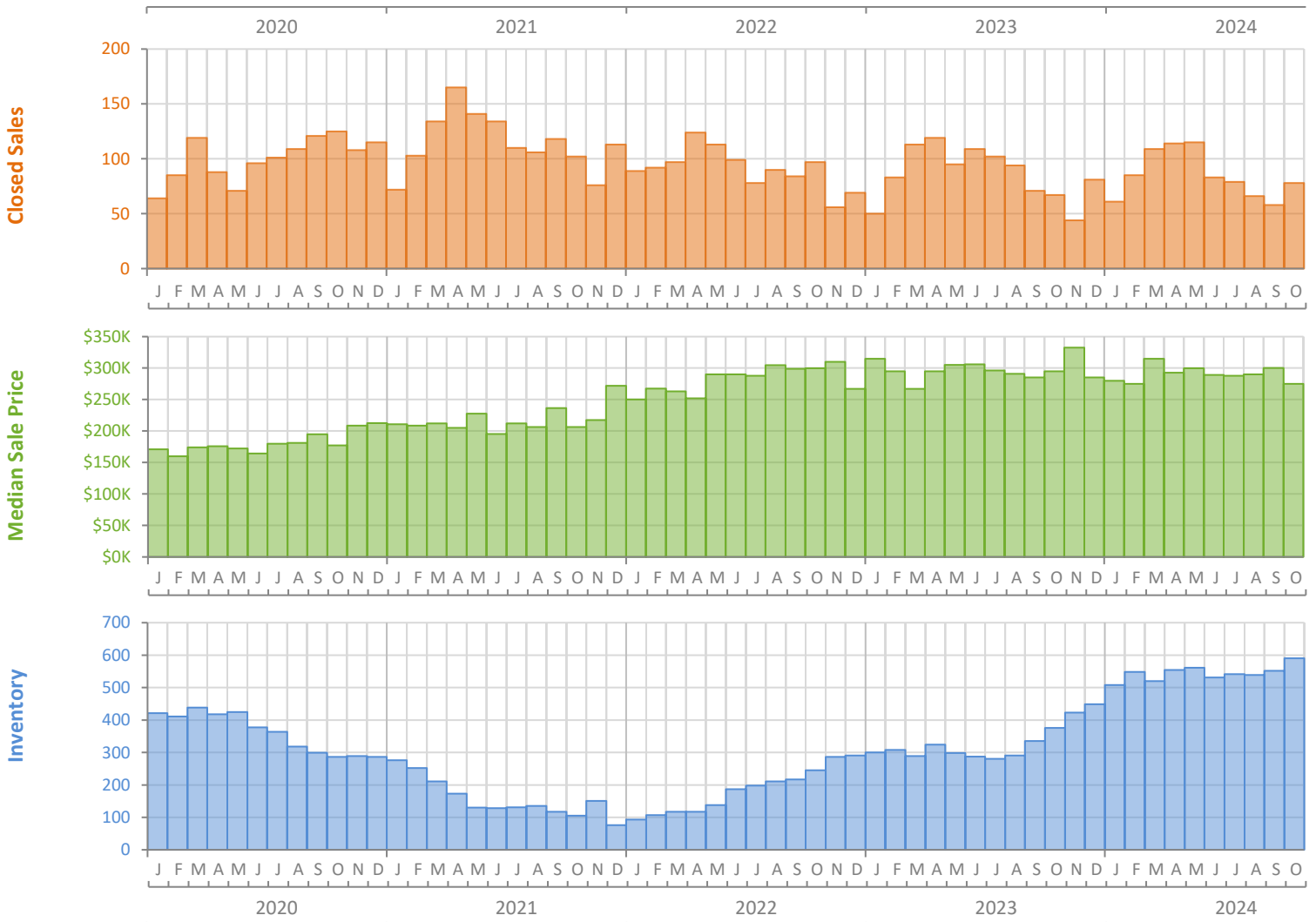
# Monthly Market Summary - October 2024

## Townhouses and Condos

### Martin County



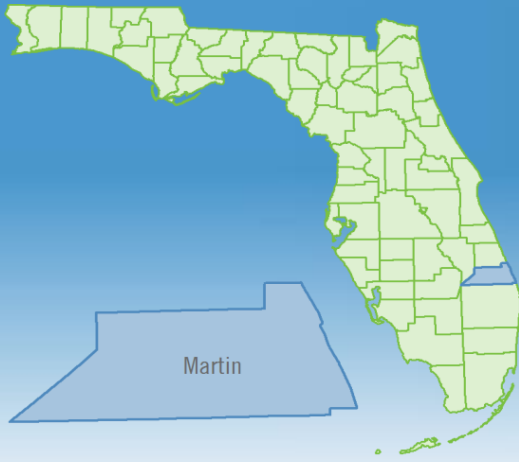
	October 2024	October 2023	Percent Change Year-over-Year
Closed Sales	78	67	16.4%
Paid in Cash	40	44	-9.1%
Median Sale Price	\$275,000	\$295,000	-6.8%
Average Sale Price	\$296,236	\$397,733	-25.5%
Dollar Volume	\$23.1 Million	\$26.6 Million	-13.3%
Med. Pct. of Orig. List Price Received	92.5%	96.4%	-4.0%
Median Time to Contract	53 Days	36 Days	47.2%
Median Time to Sale	99 Days	73 Days	35.6%
New Pending Sales	74	68	8.8%
New Listings	153	134	14.2%
Pending Inventory	97	123	-21.1%
Inventory (Active Listings)	590	376	56.9%
Months Supply of Inventory	7.3	4.4	65.9%



# Monthly Distressed Market - October 2024

## Townhouses and Condos

### Martin County



		October 2024	October 2023	Percent Change Year-over-Year
Traditional	Closed Sales	78	67	16.4%
	Median Sale Price	\$275,000	\$295,000	-6.8%
Foreclosure/REO	Closed Sales	0	0	N/A
	Median Sale Price	(No Sales)	(No Sales)	N/A
Short Sale	Closed Sales	0	0	N/A
	Median Sale Price	(No Sales)	(No Sales)	N/A

