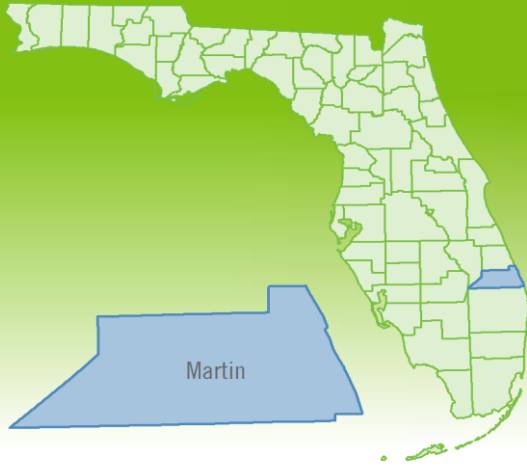


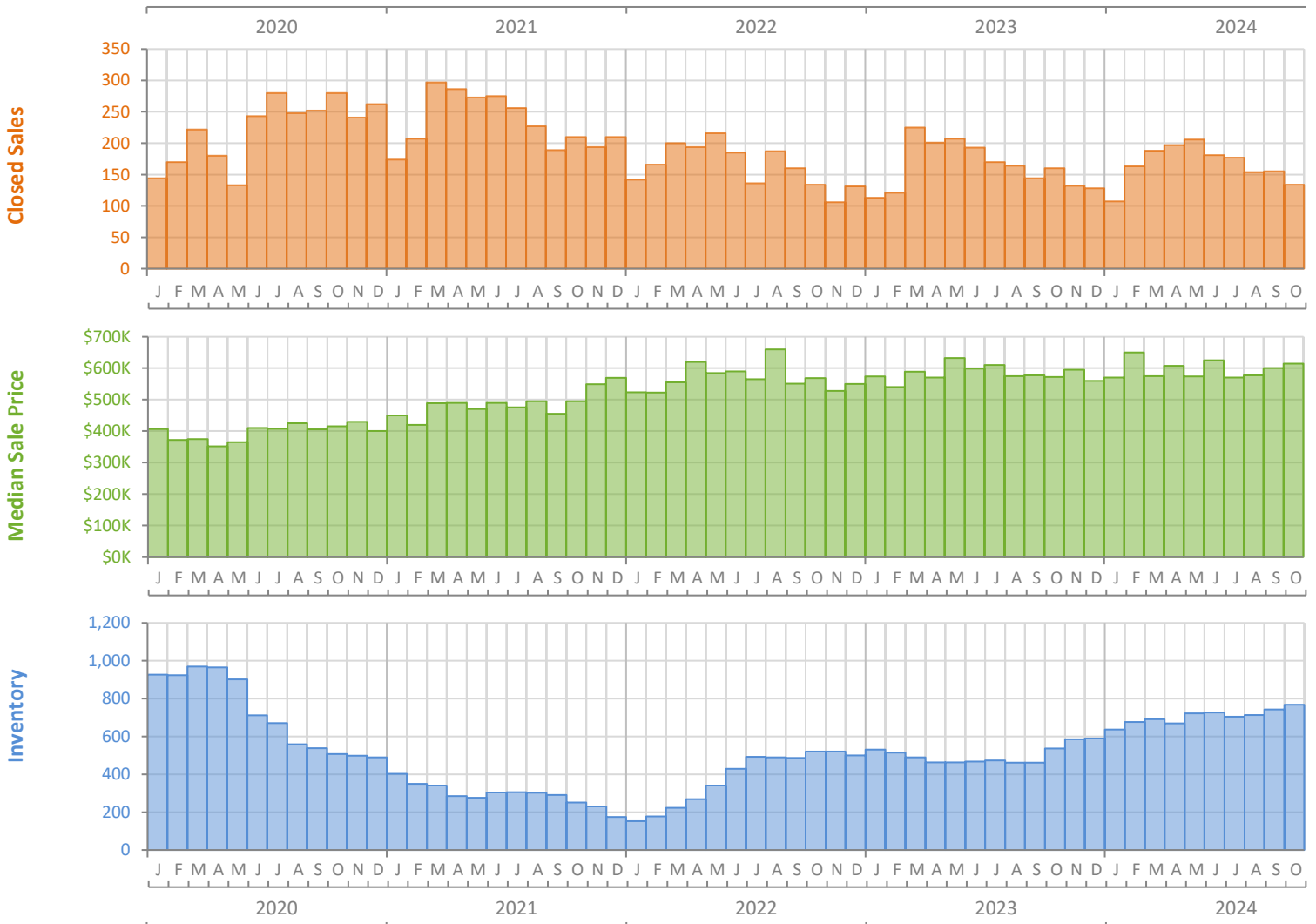
Monthly Market Summary - October 2024

Single-Family Homes

Martin County



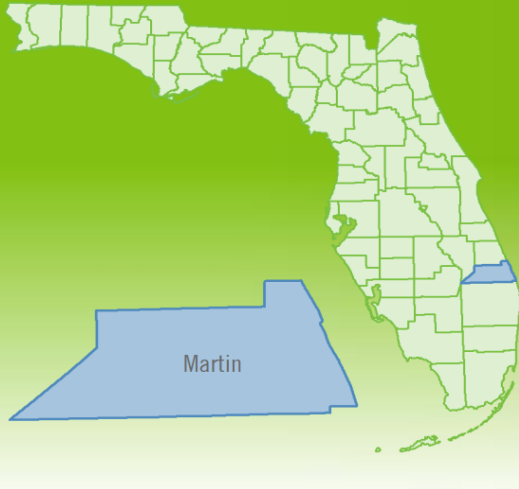
	October 2024	October 2023	Percent Change Year-over-Year
Closed Sales	134	160	-16.3%
Paid in Cash	63	74	-14.9%
Median Sale Price	\$615,000	\$572,000	7.5%
Average Sale Price	\$957,904	\$800,893	19.6%
Dollar Volume	\$128.4 Million	\$128.1 Million	0.2%
Med. Pct. of Orig. List Price Received	94.6%	96.0%	-1.5%
Median Time to Contract	59 Days	29 Days	103.4%
Median Time to Sale	102 Days	70 Days	45.7%
New Pending Sales	145	135	7.4%
New Listings	209	239	-12.6%
Pending Inventory	191	199	-4.0%
Inventory (Active Listings)	767	536	43.1%
Months Supply of Inventory	4.8	3.3	45.5%



Monthly Distressed Market - October 2024

Single-Family Homes

Martin County



		October 2024	October 2023	Percent Change Year-over-Year
Traditional	Closed Sales	134	160	-16.3%
	Median Sale Price	\$615,000	\$572,000	7.5%
Foreclosure/REO	Closed Sales	0	0	N/A
	Median Sale Price	(No Sales)	(No Sales)	N/A
Short Sale	Closed Sales	0	0	N/A
	Median Sale Price	(No Sales)	(No Sales)	N/A

