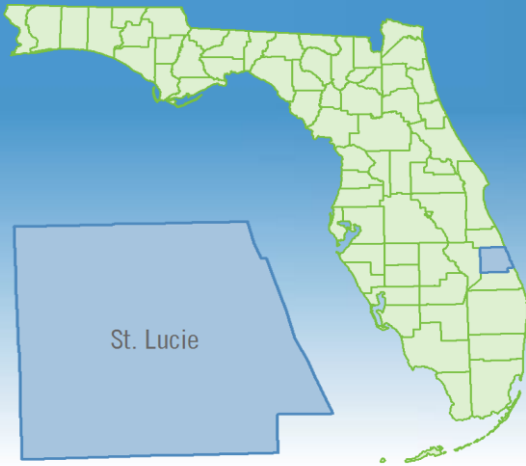


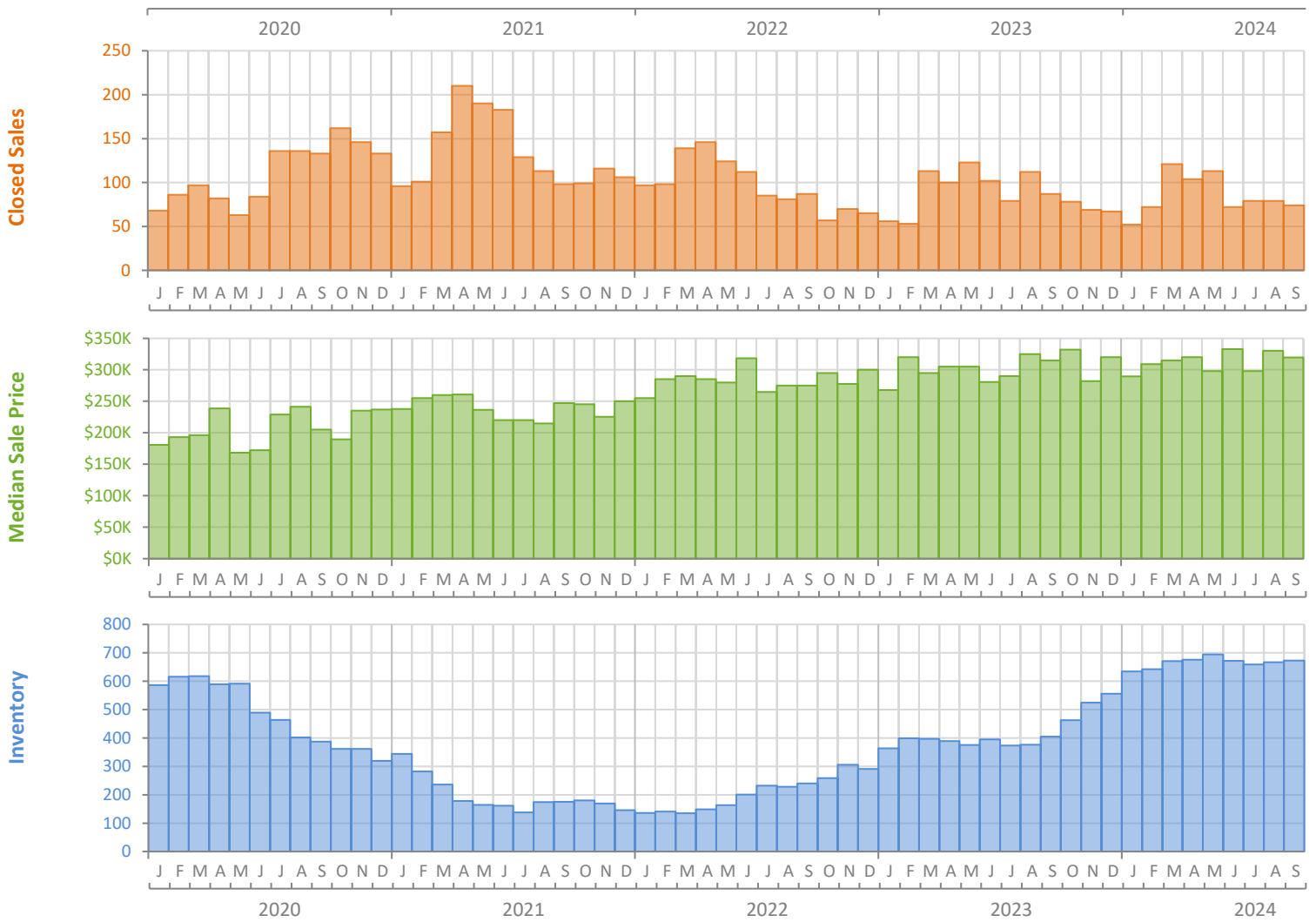
Monthly Market Summary - September 2024

Townhouses and Condos

St. Lucie County



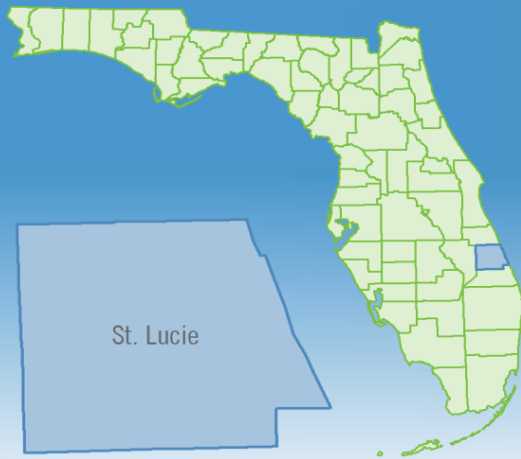
	September 2024	September 2023	Percent Change Year-over-Year
Closed Sales	74	87	-14.9%
Paid in Cash	32	49	-34.7%
Median Sale Price	\$319,500	\$315,000	1.4%
Average Sale Price	\$406,396	\$343,495	18.3%
Dollar Volume	\$30.1 Million	\$29.9 Million	0.6%
Med. Pct. of Orig. List Price Received	95.1%	95.3%	-0.2%
Median Time to Contract	63 Days	47 Days	34.0%
Median Time to Sale	116 Days	86 Days	34.9%
New Pending Sales	70	74	-5.4%
New Listings	110	132	-16.7%
Pending Inventory	104	128	-18.8%
Inventory (Active Listings)	673	405	66.2%
Months Supply of Inventory	8.2	4.8	70.8%



Monthly Distressed Market - September 2024

Townhouses and Condos

St. Lucie County



		September 2024	September 2023	Percent Change Year-over-Year
Traditional	Closed Sales	74	86	-14.0%
	Median Sale Price	\$319,500	\$315,000	1.4%
Foreclosure/REO	Closed Sales	0	1	-100.0%
	Median Sale Price	(No Sales)	\$140,000	N/A
Short Sale	Closed Sales	0	0	N/A
	Median Sale Price	(No Sales)	(No Sales)	N/A

