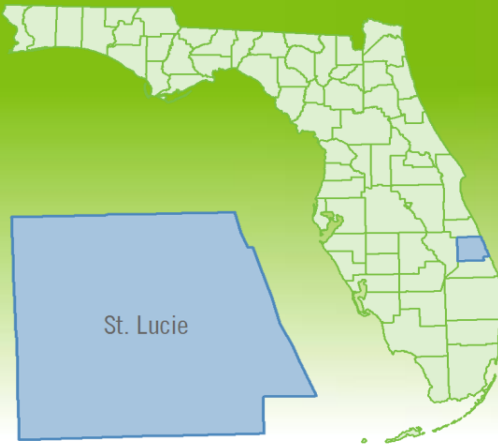


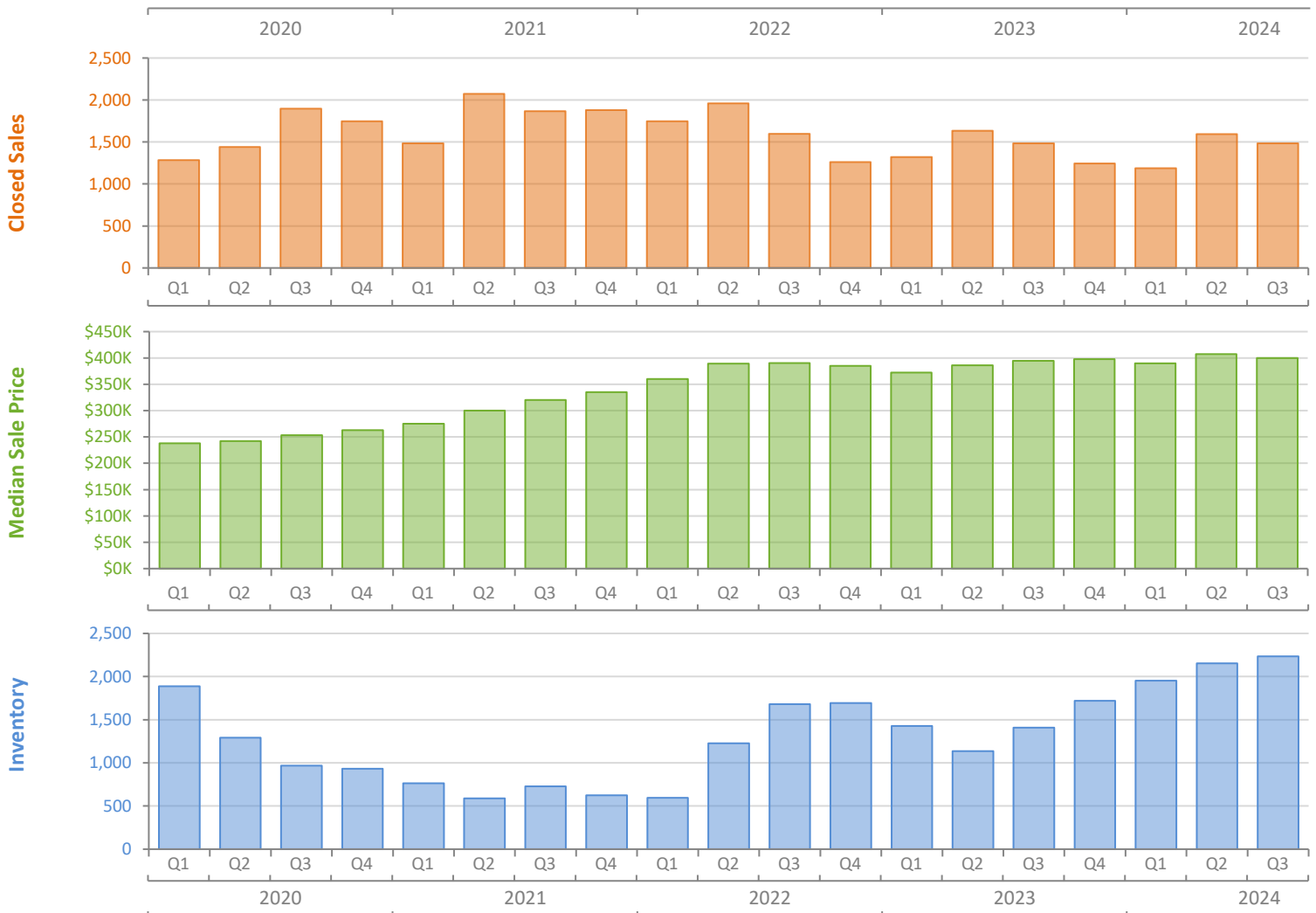
Quarterly Market Summary - Q3 2024

Single-Family Homes

St. Lucie County



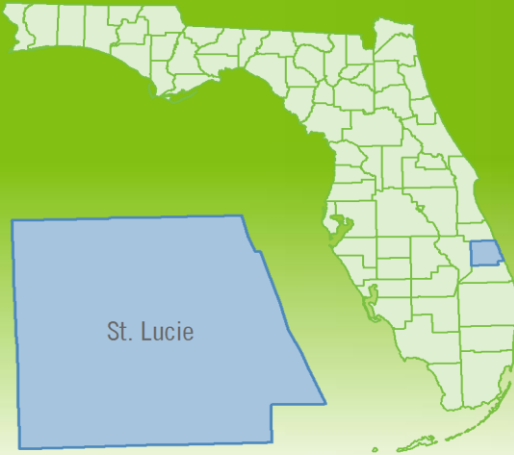
	Q3 2024	Q3 2023	Percent Change Year-over-Year
Closed Sales	1,483	1,483	0.0%
Paid in Cash	345	359	-3.9%
Median Sale Price	\$400,000	\$394,725	1.3%
Average Sale Price	\$425,608	\$419,500	1.5%
Dollar Volume	\$631.2 Million	\$622.1 Million	1.5%
Med. Pct. of Orig. List Price Received	95.8%	97.7%	-1.9%
Median Time to Contract	46 Days	28 Days	64.3%
Median Time to Sale	90 Days	72 Days	25.0%
New Pending Sales	1,480	1,521	-2.7%
New Listings	1,930	1,849	4.4%
Pending Inventory	669	756	-11.5%
Inventory (Active Listings)	2,235	1,408	58.7%
Months Supply of Inventory	4.9	3.0	63.3%



Quarterly Distressed Market - Q3 2024

Single-Family Homes

St. Lucie County



		Q3 2024	Q3 2023	Percent Change Year-over-Year
Traditional	Closed Sales	1,473	1,471	0.1%
	Median Sale Price	\$400,000	\$394,950	1.3%
Foreclosure/REO	Closed Sales	8	11	-27.3%
	Median Sale Price	\$325,000	\$306,000	6.2%
Short Sale	Closed Sales	2	1	100.0%
	Median Sale Price	\$334,760	\$0	N/A

