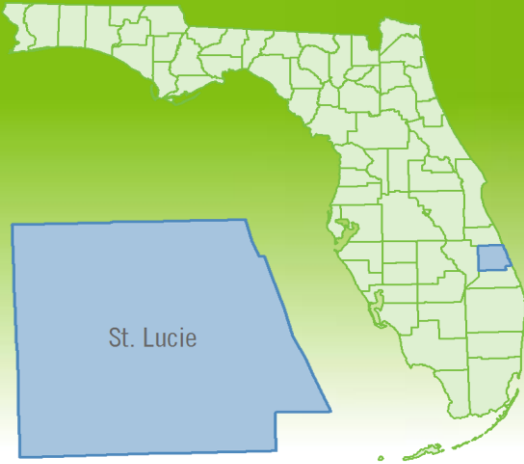


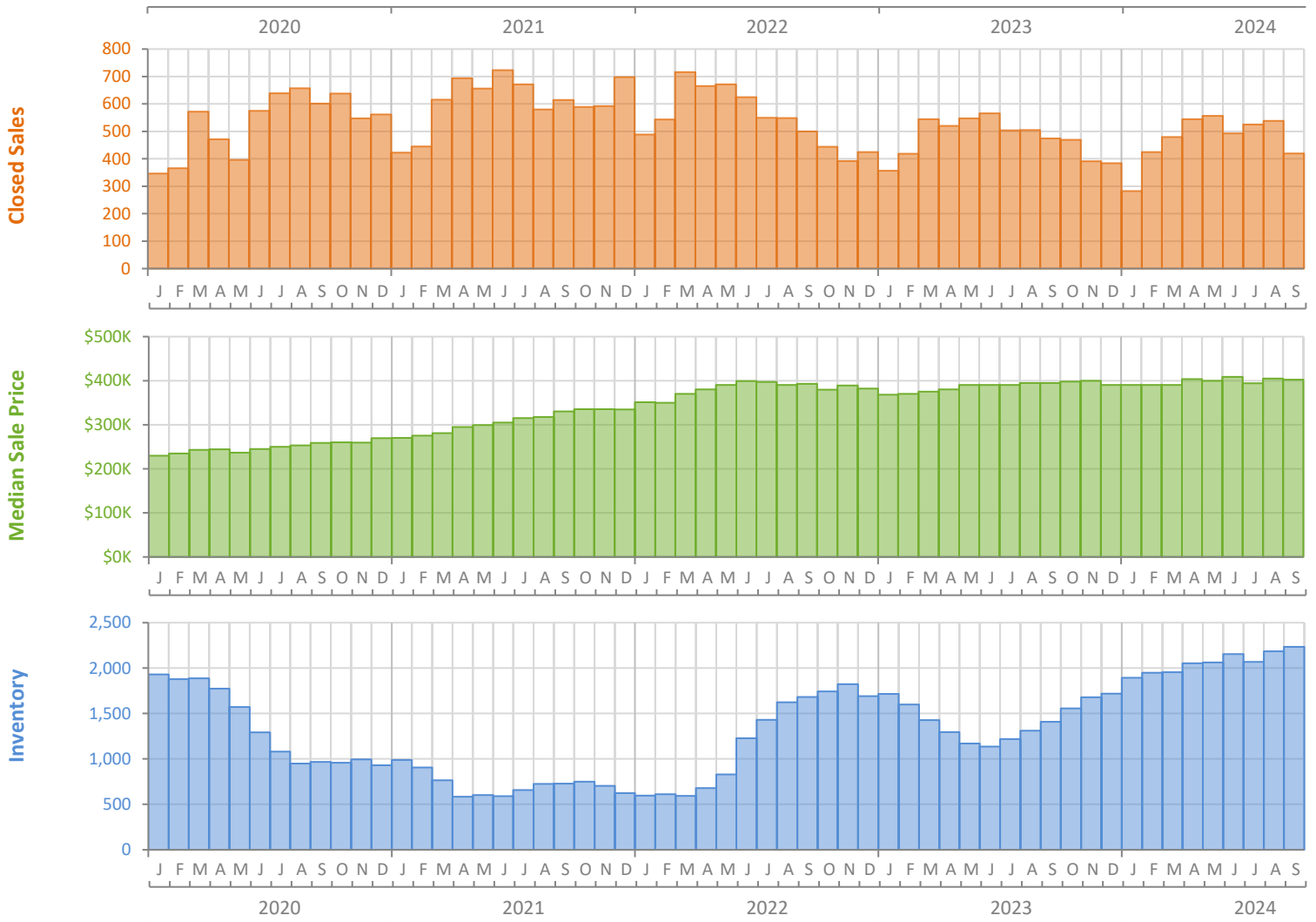
# Monthly Market Summary - September 2024

## Single-Family Homes

### St. Lucie County



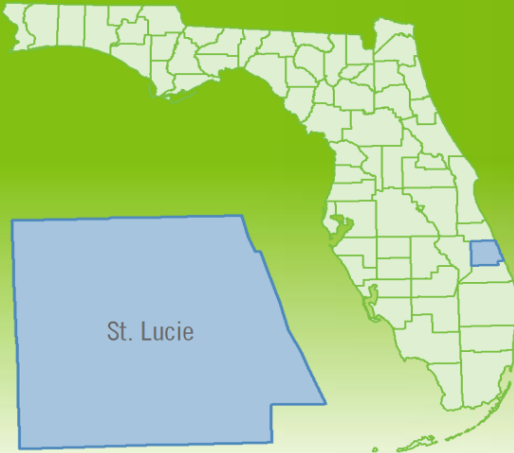
	September 2024	September 2023	Percent Change Year-over-Year
Closed Sales	420	474	-11.4%
Paid in Cash	93	127	-26.8%
Median Sale Price	\$402,450	\$394,500	2.0%
Average Sale Price	\$424,996	\$416,061	2.1%
Dollar Volume	\$178.5 Million	\$197.2 Million	-9.5%
Med. Pct. of Orig. List Price Received	96.0%	98.1%	-2.1%
Median Time to Contract	46 Days	24 Days	91.7%
Median Time to Sale	90 Days	70 Days	28.6%
New Pending Sales	454	490	-7.3%
New Listings	631	623	1.3%
Pending Inventory	669	756	-11.5%
Inventory (Active Listings)	2,235	1,408	58.7%
Months Supply of Inventory	4.9	3.0	63.3%



# Monthly Distressed Market - September 2024

## Single-Family Homes

### St. Lucie County



		September 2024	September 2023	Percent Change Year-over-Year
Traditional	Closed Sales	418	469	-10.9%
	Median Sale Price	\$404,000	\$395,000	2.3%
Foreclosure/REO	Closed Sales	2	5	-60.0%
	Median Sale Price	\$251,000	\$280,000	-10.4%
Short Sale	Closed Sales	0	0	N/A
	Median Sale Price	(No Sales)	(No Sales)	N/A

