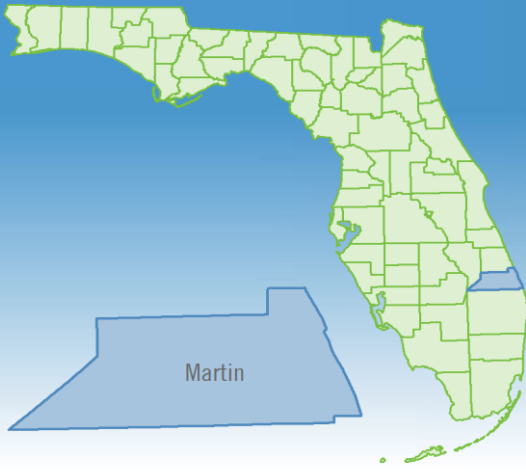


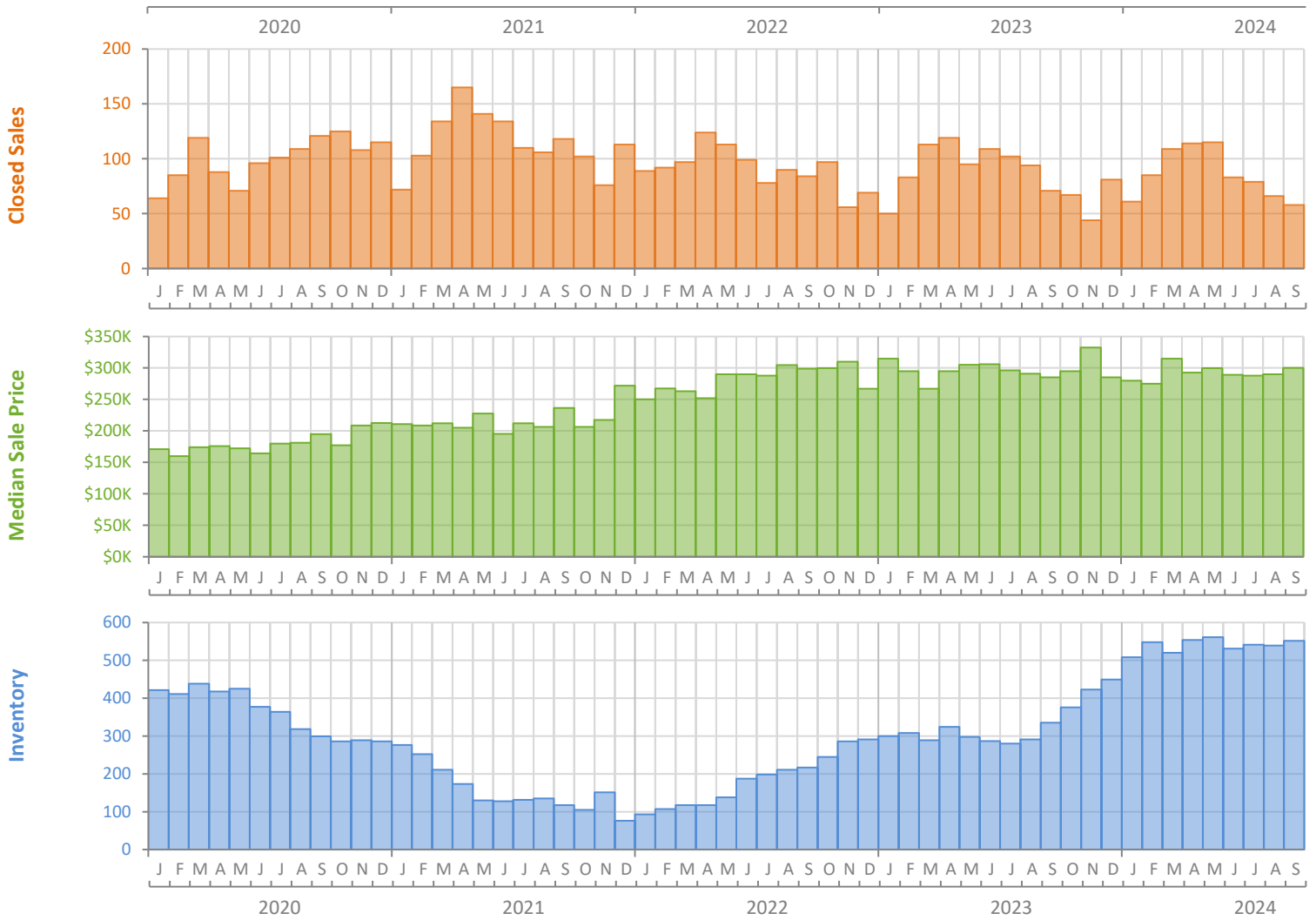
Monthly Market Summary - September 2024

Townhouses and Condos

Martin County



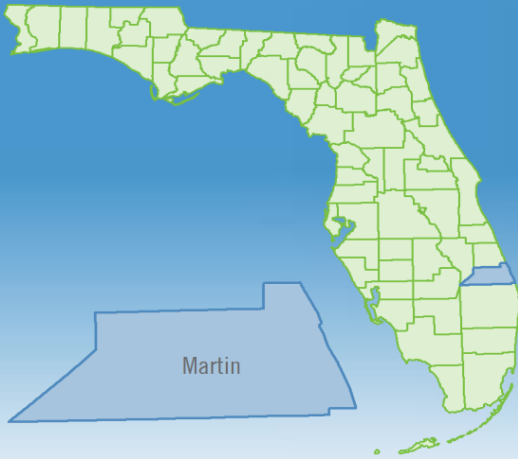
	September 2024	September 2023	Percent Change Year-over-Year
Closed Sales	58	71	-18.3%
Paid in Cash	30	48	-37.5%
Median Sale Price	\$300,000	\$285,000	5.3%
Average Sale Price	\$392,657	\$328,112	19.7%
Dollar Volume	\$22.8 Million	\$23.3 Million	-2.2%
Med. Pct. of Orig. List Price Received	92.0%	95.1%	-3.3%
Median Time to Contract	80 Days	38 Days	110.5%
Median Time to Sale	137 Days	72 Days	90.3%
New Pending Sales	75	69	8.7%
New Listings	119	132	-9.8%
Pending Inventory	105	127	-17.3%
Inventory (Active Listings)	552	335	64.8%
Months Supply of Inventory	6.9	3.8	81.6%



Monthly Distressed Market - September 2024

Townhouses and Condos

Martin County



		September 2024	September 2023	Percent Change Year-over-Year
Traditional	Closed Sales	58	71	-18.3%
	Median Sale Price	\$300,000	\$285,000	5.3%
Foreclosure/REO	Closed Sales	0	0	N/A
	Median Sale Price	(No Sales)	(No Sales)	N/A
Short Sale	Closed Sales	0	0	N/A
	Median Sale Price	(No Sales)	(No Sales)	N/A

