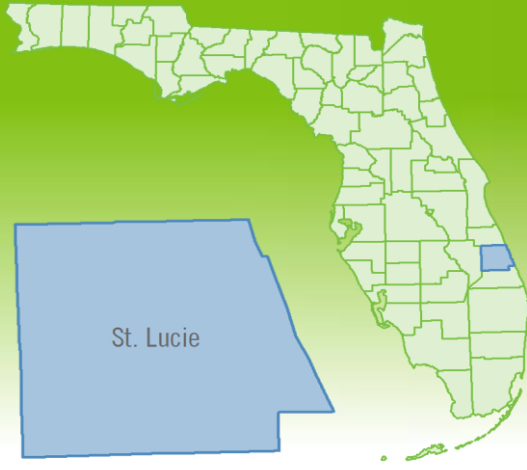


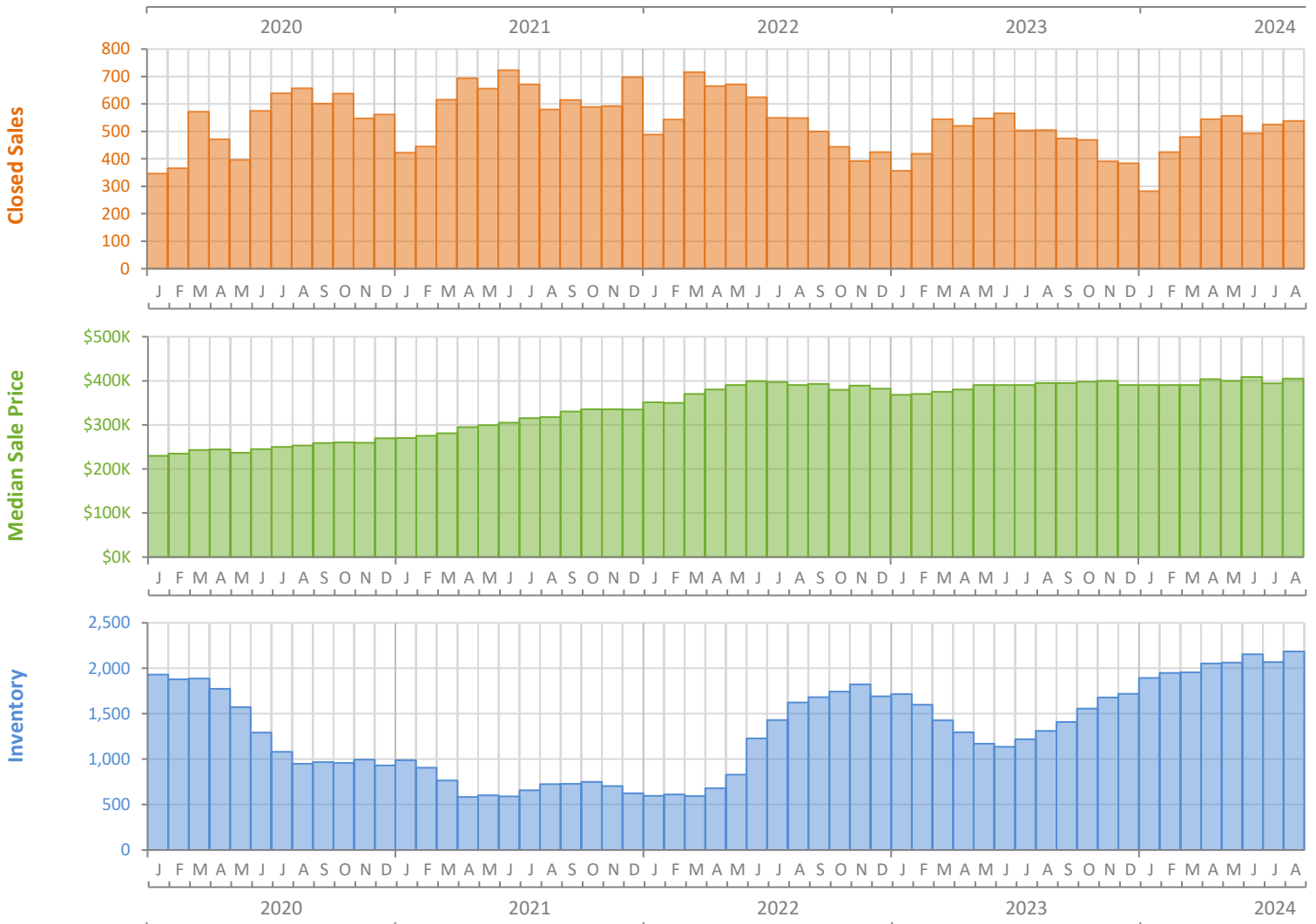
Monthly Market Summary - August 2024

Single-Family Homes

St. Lucie County



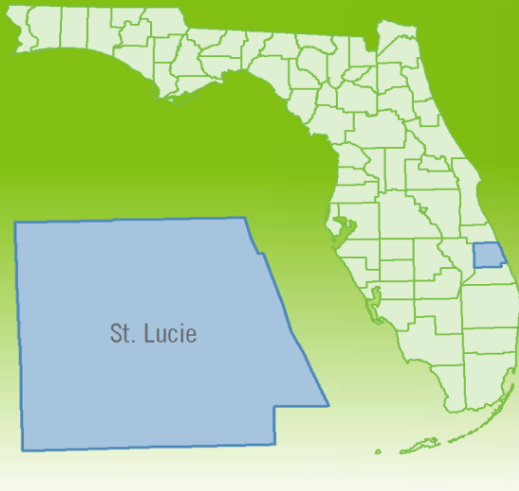
	August 2024	August 2023	Percent Change Year-over-Year
Closed Sales	538	505	6.5%
Paid in Cash	126	128	-1.6%
Median Sale Price	\$405,000	\$395,000	2.5%
Average Sale Price	\$433,330	\$425,018	2.0%
Dollar Volume	\$233.1 Million	\$214.6 Million	8.6%
Med. Pct. of Orig. List Price Received	95.8%	97.5%	-1.7%
Median Time to Contract	45 Days	29 Days	55.2%
Median Time to Sale	87 Days	70 Days	24.3%
New Pending Sales	467	484	-3.5%
New Listings	686	624	9.9%
Pending Inventory	669	795	-15.8%
Inventory (Active Listings)	2,184	1,311	66.6%
Months Supply of Inventory	4.7	2.7	74.1%



Monthly Distressed Market - August 2024

Single-Family Homes

St. Lucie County



		August 2024	August 2023	Percent Change Year-over-Year
Traditional	Closed Sales	533	500	6.6%
	Median Sale Price	\$405,000	\$395,000	2.5%
Foreclosure/REO	Closed Sales	3	4	-25.0%
	Median Sale Price	\$256,000	\$467,450	-45.2%
Short Sale	Closed Sales	2	1	100.0%
	Median Sale Price	\$334,760	\$0	N/A

