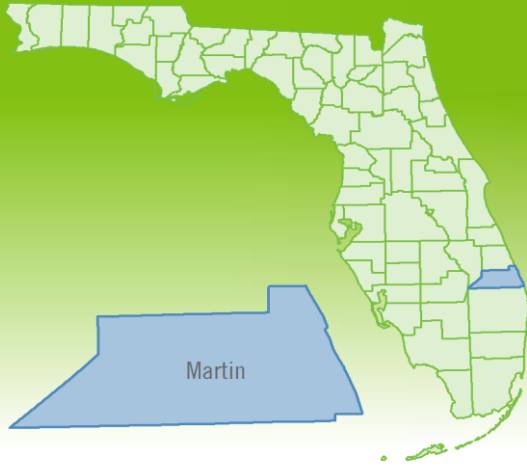


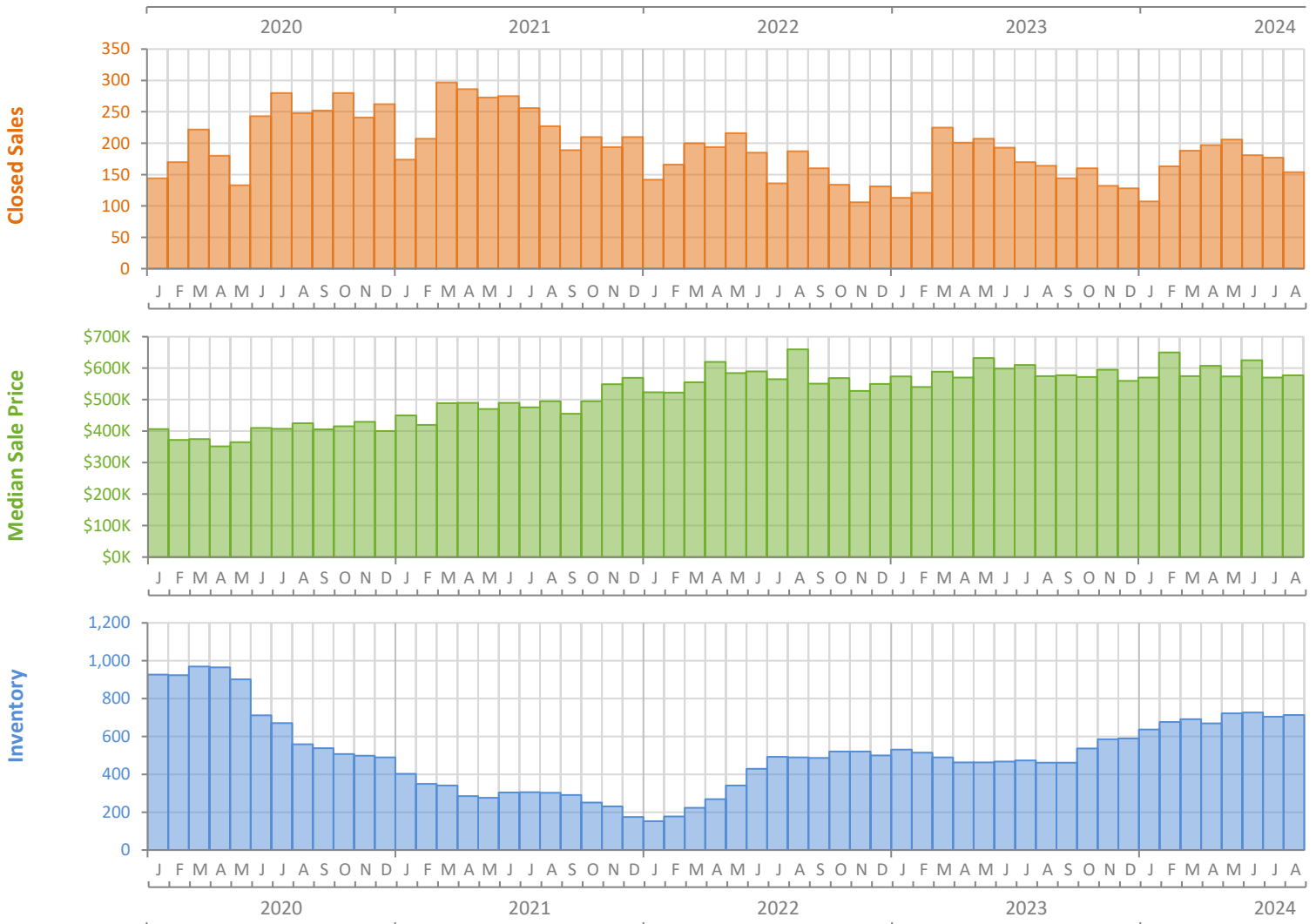
Monthly Market Summary - August 2024

Single-Family Homes

Martin County



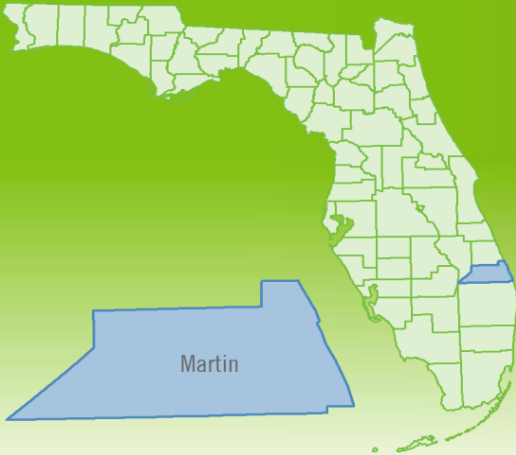
	August 2024	August 2023	Percent Change Year-over-Year
Closed Sales	154	164	-6.1%
Paid in Cash	61	73	-16.4%
Median Sale Price	\$577,500	\$575,000	0.4%
Average Sale Price	\$720,604	\$782,127	-7.9%
Dollar Volume	\$111.0 Million	\$128.3 Million	-13.5%
Med. Pct. of Orig. List Price Received	93.7%	95.4%	-1.8%
Median Time to Contract	48 Days	25 Days	92.0%
Median Time to Sale	87 Days	67 Days	29.9%
New Pending Sales	183	161	13.7%
New Listings	245	176	39.2%
Pending Inventory	245	219	11.9%
Inventory (Active Listings)	713	462	54.3%
Months Supply of Inventory	4.4	2.9	51.7%



Monthly Distressed Market - August 2024

Single-Family Homes

Martin County



		August 2024	August 2023	Percent Change Year-over-Year
Traditional	Closed Sales	153	163	-6.1%
	Median Sale Price	\$580,000	\$582,450	-0.4%
Foreclosure/REO	Closed Sales	1	1	0.0%
	Median Sale Price	\$400,000	\$238,500	67.7%
Short Sale	Closed Sales	0	0	N/A
	Median Sale Price	(No Sales)	(No Sales)	N/A

