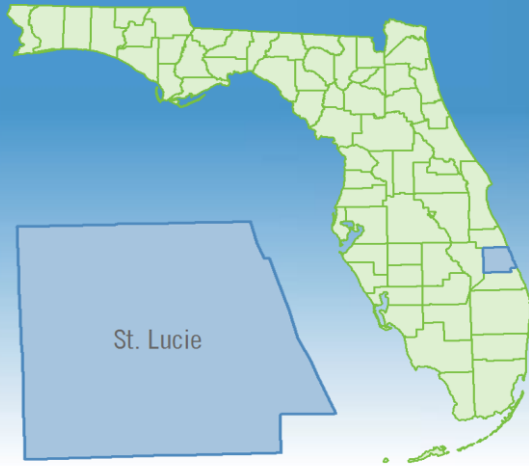


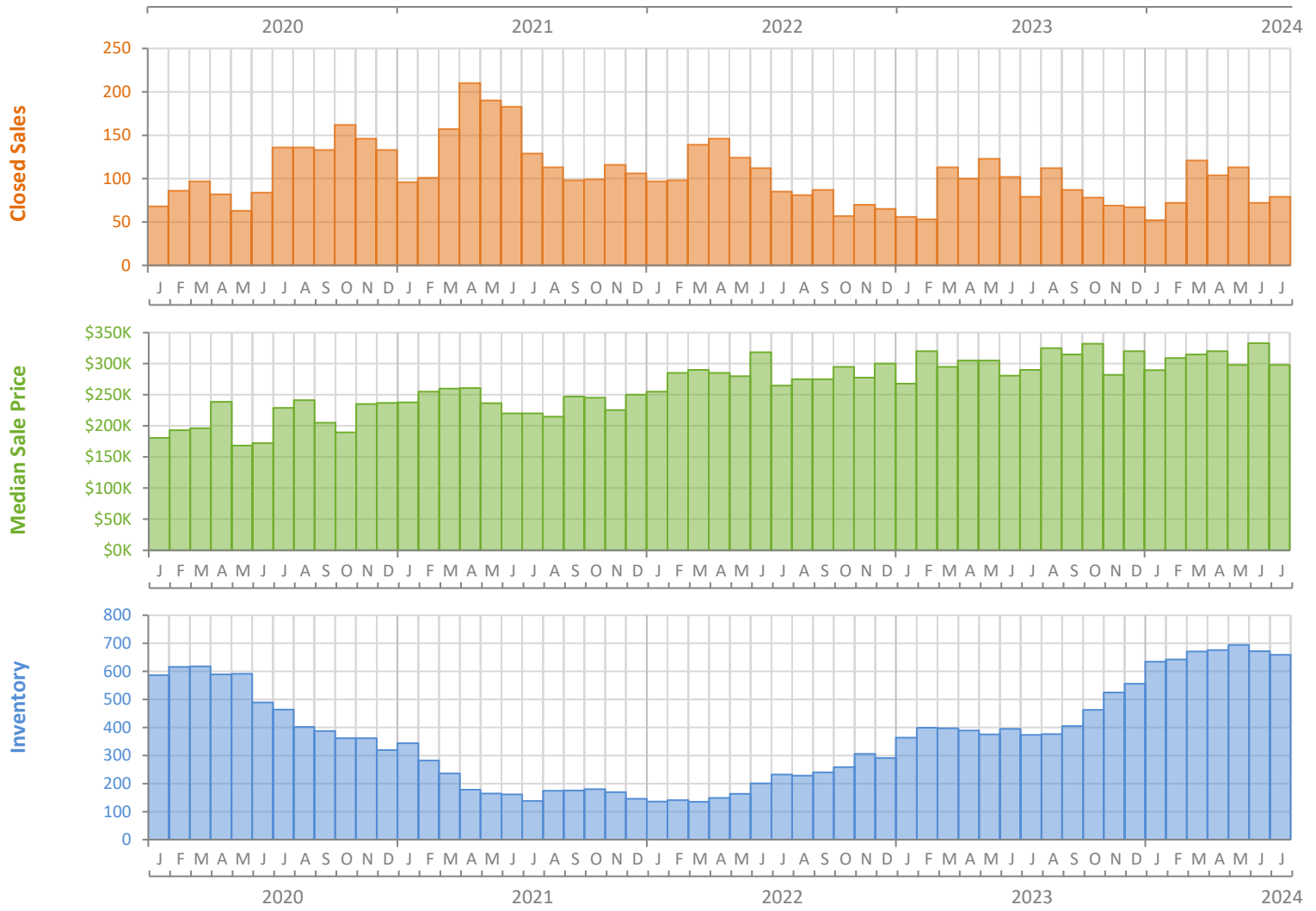
Monthly Market Summary - July 2024

Townhouses and Condos

St. Lucie County



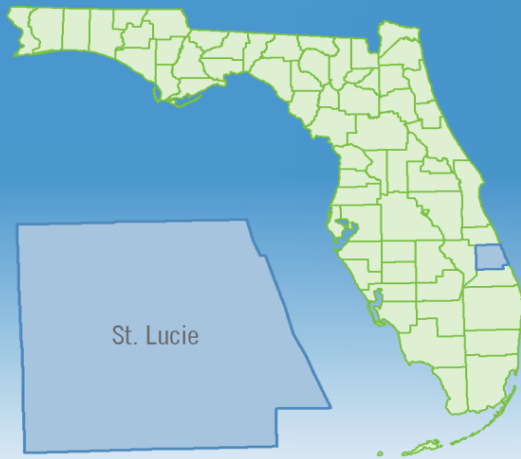
	July 2024	July 2023	Percent Change Year-over-Year
Closed Sales	79	79	0.0%
Paid in Cash	39	47	-17.0%
Median Sale Price	\$297,908	\$290,000	2.7%
Average Sale Price	\$346,164	\$349,964	-1.1%
Dollar Volume	\$27.3 Million	\$27.6 Million	-1.1%
Med. Pct. of Orig. List Price Received	93.7%	95.7%	-2.1%
Median Time to Contract	62 Days	32 Days	93.8%
Median Time to Sale	116 Days	64 Days	81.3%
New Pending Sales	85	124	-31.5%
New Listings	111	121	-8.3%
Pending Inventory	111	173	-35.8%
Inventory (Active Listings)	659	373	76.7%
Months Supply of Inventory	7.7	4.5	71.1%



Monthly Distressed Market - July 2024

Townhouses and Condos

St. Lucie County



		July 2024	July 2023	Percent Change Year-over-Year
Traditional	Closed Sales	79	79	0.0%
	Median Sale Price	\$297,908	\$290,000	2.7%
Foreclosure/REO	Closed Sales	0	0	N/A
	Median Sale Price	(No Sales)	(No Sales)	N/A
Short Sale	Closed Sales	0	0	N/A
	Median Sale Price	(No Sales)	(No Sales)	N/A

