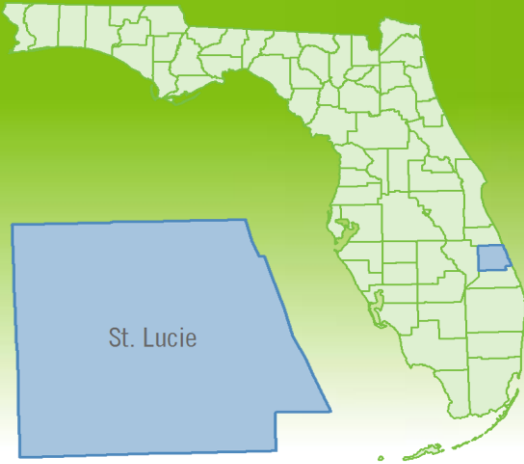


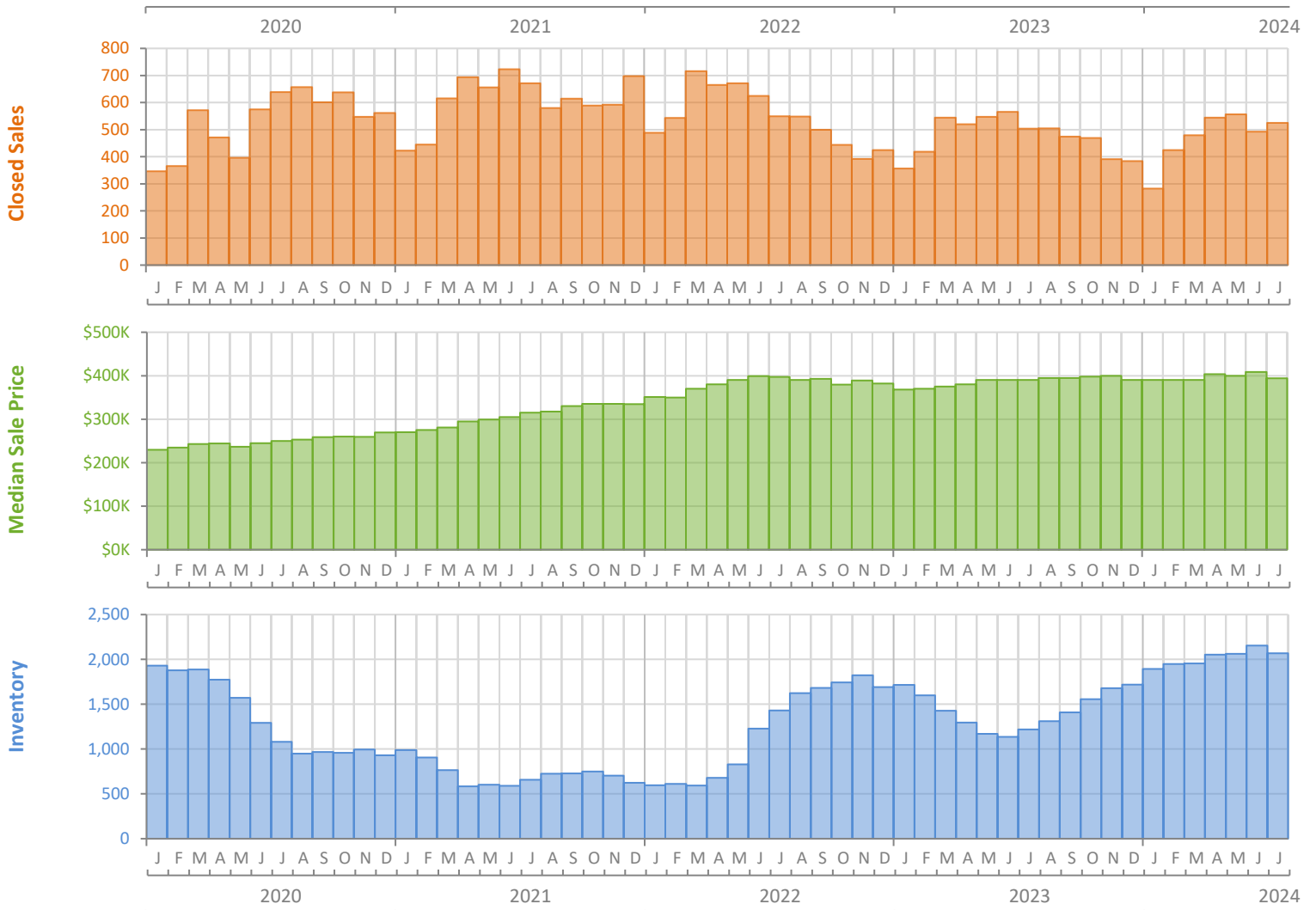
# Monthly Market Summary - July 2024

## Single-Family Homes

### St. Lucie County



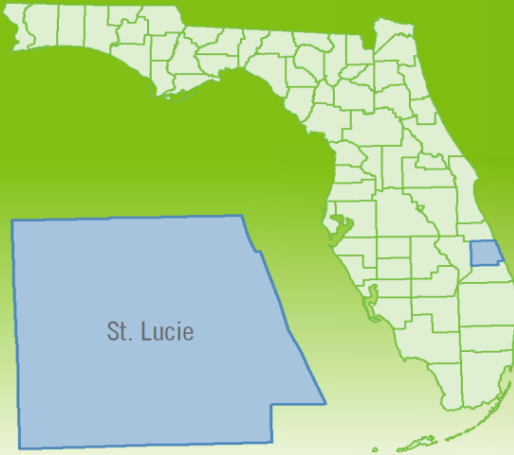
	July 2024	July 2023	Percent Change Year-over-Year
Closed Sales	525	504	4.2%
Paid in Cash	126	104	21.2%
Median Sale Price	\$393,900	\$390,000	1.0%
Average Sale Price	\$418,183	\$417,206	0.2%
Dollar Volume	\$219.5 Million	\$210.3 Million	4.4%
Med. Pct. of Orig. List Price Received	95.5%	97.5%	-2.1%
Median Time to Contract	43 Days	25 Days	72.0%
Median Time to Sale	83 Days	76 Days	9.2%
New Pending Sales	559	547	2.2%
New Listings	613	602	1.8%
Pending Inventory	769	878	-12.4%
Inventory (Active Listings)	2,067	1,219	69.6%
Months Supply of Inventory	4.5	2.5	80.0%



# Monthly Distressed Market - July 2024

## Single-Family Homes

### St. Lucie County



		July 2024	July 2023	Percent Change Year-over-Year
Traditional	Closed Sales	522	502	4.0%
	Median Sale Price	\$395,000	\$390,000	1.3%
Foreclosure/REO	Closed Sales	3	2	50.0%
	Median Sale Price	\$333,000	\$330,250	0.8%
Short Sale	Closed Sales	0	0	N/A
	Median Sale Price	(No Sales)	(No Sales)	N/A

