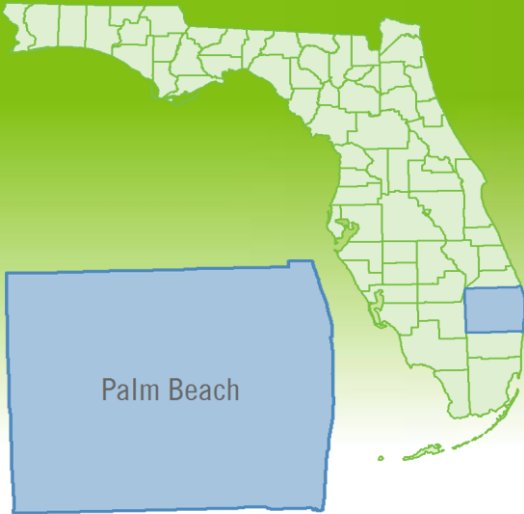


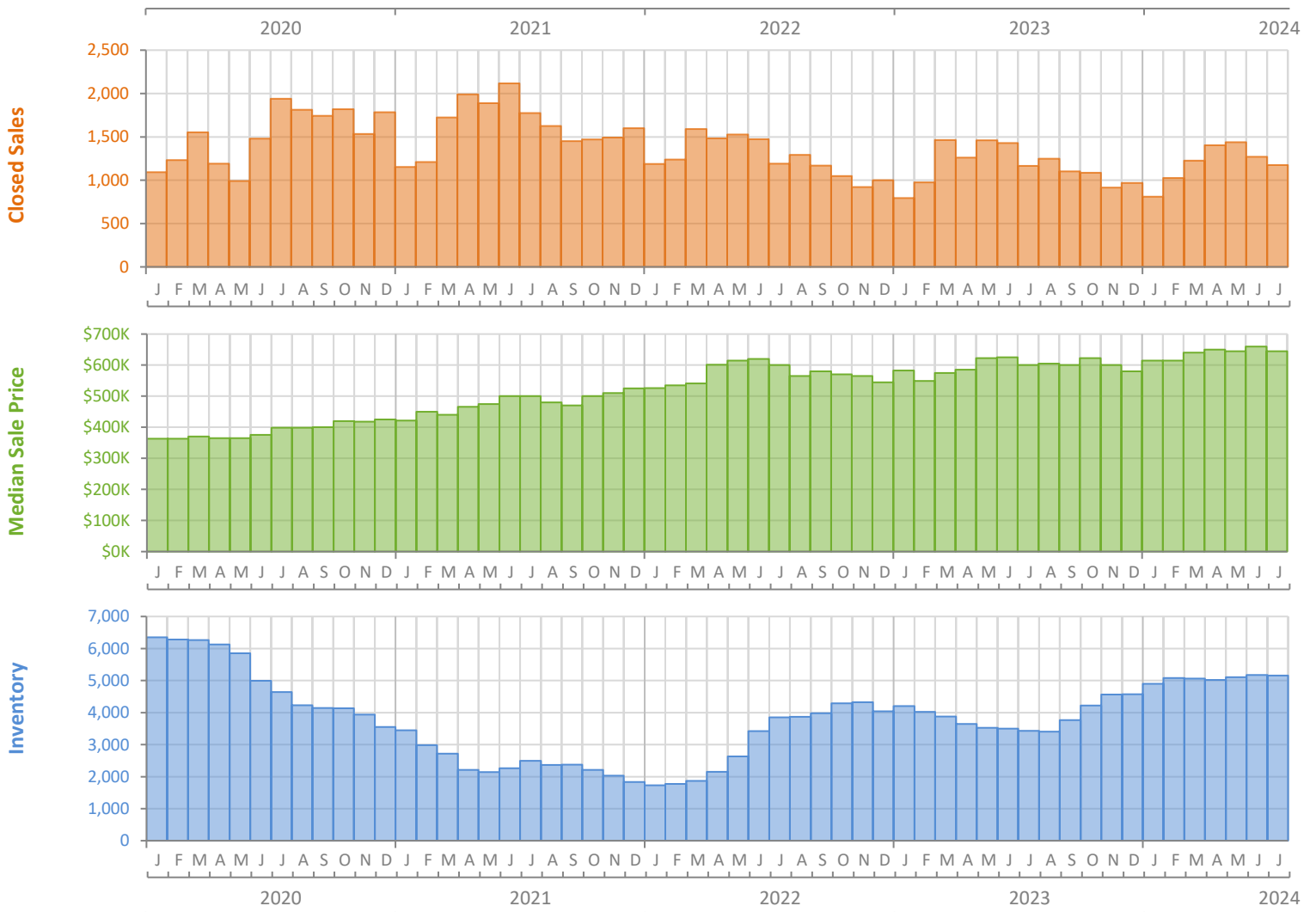
# Monthly Market Summary - July 2024

## Single-Family Homes

### Palm Beach County



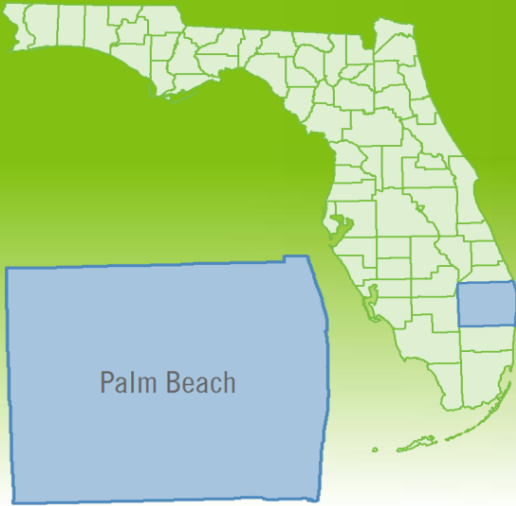
	July 2024	July 2023	Percent Change Year-over-Year
Closed Sales	1,174	1,164	0.9%
Paid in Cash	480	499	-3.8%
Median Sale Price	\$644,500	\$600,000	7.4%
Average Sale Price	\$1,099,478	\$1,081,138	1.7%
Dollar Volume	\$1.3 Billion	\$1.3 Billion	2.6%
Med. Pct. of Orig. List Price Received	94.1%	96.1%	-2.1%
Median Time to Contract	35 Days	22 Days	59.1%
Median Time to Sale	80 Days	66 Days	21.2%
New Pending Sales	1,124	1,245	-9.7%
New Listings	1,611	1,423	13.2%
Pending Inventory	1,641	1,900	-13.6%
Inventory (Active Listings)	5,159	3,430	50.4%
Months Supply of Inventory	4.5	2.9	55.2%



# Monthly Distressed Market - July 2024

## Single-Family Homes

### Palm Beach County



		July 2024	July 2023	Percent Change Year-over-Year
Traditional	Closed Sales	1,168	1,154	1.2%
	Median Sale Price	\$645,000	\$600,000	7.5%
Foreclosure/REO	Closed Sales	6	7	-14.3%
	Median Sale Price	\$367,000	\$380,000	-3.4%
Short Sale	Closed Sales	0	3	-100.0%
	Median Sale Price	(No Sales)	\$607,000	N/A

