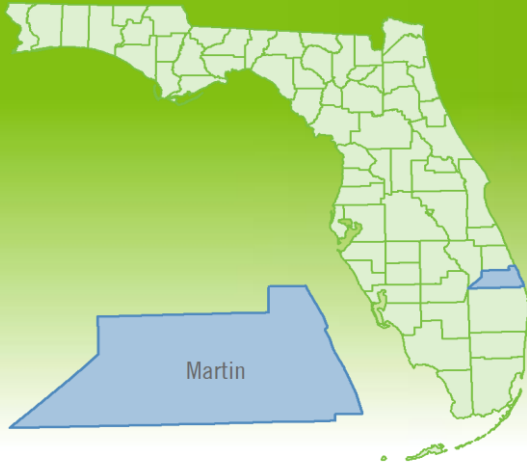


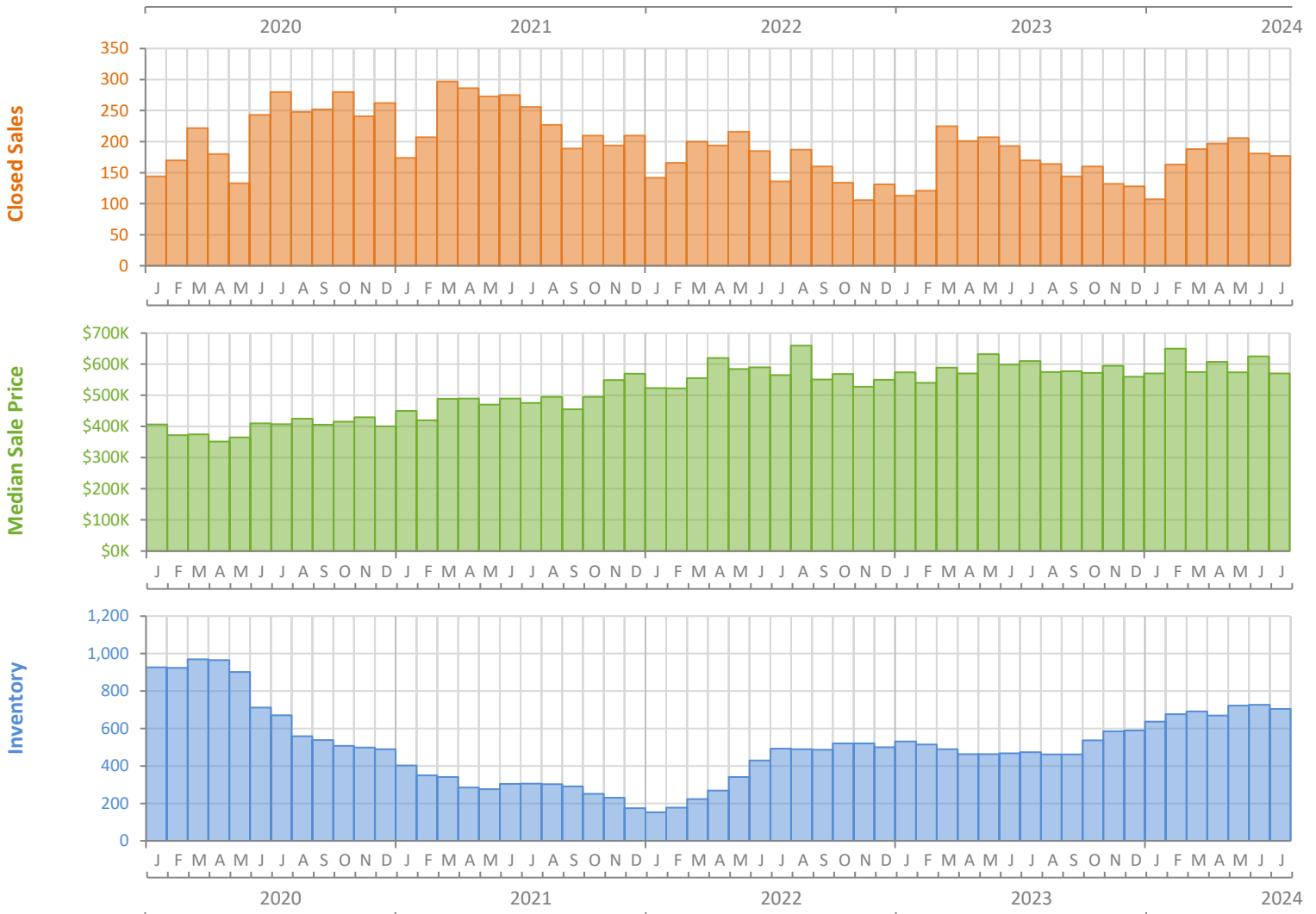
Monthly Market Summary - July 2024

Single-Family Homes

Martin County



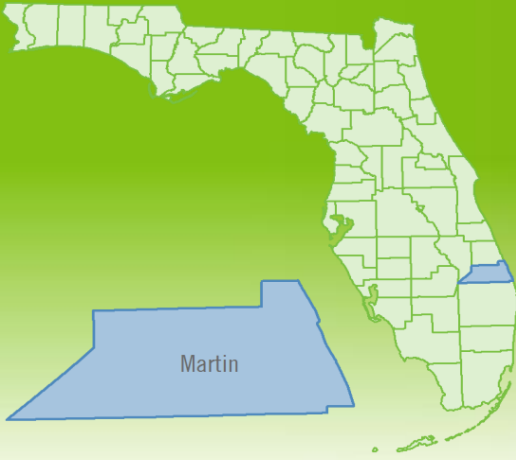
	July 2024	July 2023	Percent Change Year-over-Year
Closed Sales	177	170	4.1%
Paid in Cash	67	79	-15.2%
Median Sale Price	\$570,000	\$610,000	-6.6%
Average Sale Price	\$806,749	\$1,168,765	-31.0%
Dollar Volume	\$142.8 Million	\$198.7 Million	-28.1%
Med. Pct. of Orig. List Price Received	93.9%	96.4%	-2.6%
Median Time to Contract	33 Days	22 Days	50.0%
Median Time to Sale	75 Days	65 Days	15.4%
New Pending Sales	165	161	2.5%
New Listings	197	203	-3.0%
Pending Inventory	226	228	-0.9%
Inventory (Active Listings)	704	473	48.8%
Months Supply of Inventory	4.3	2.9	48.3%



Monthly Distressed Market - July 2024

Single-Family Homes

Martin County



		July 2024	July 2023	Percent Change Year-over-Year
Traditional	Closed Sales	176	169	4.1%
	Median Sale Price	\$572,500	\$610,000	-6.1%
Foreclosure/REO	Closed Sales	1	1	0.0%
	Median Sale Price	\$301,900	\$1,084,125	-72.2%
Short Sale	Closed Sales	0	0	N/A
	Median Sale Price	(No Sales)	(No Sales)	N/A

