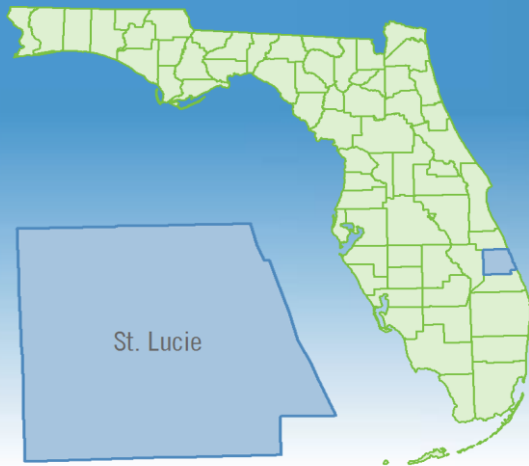


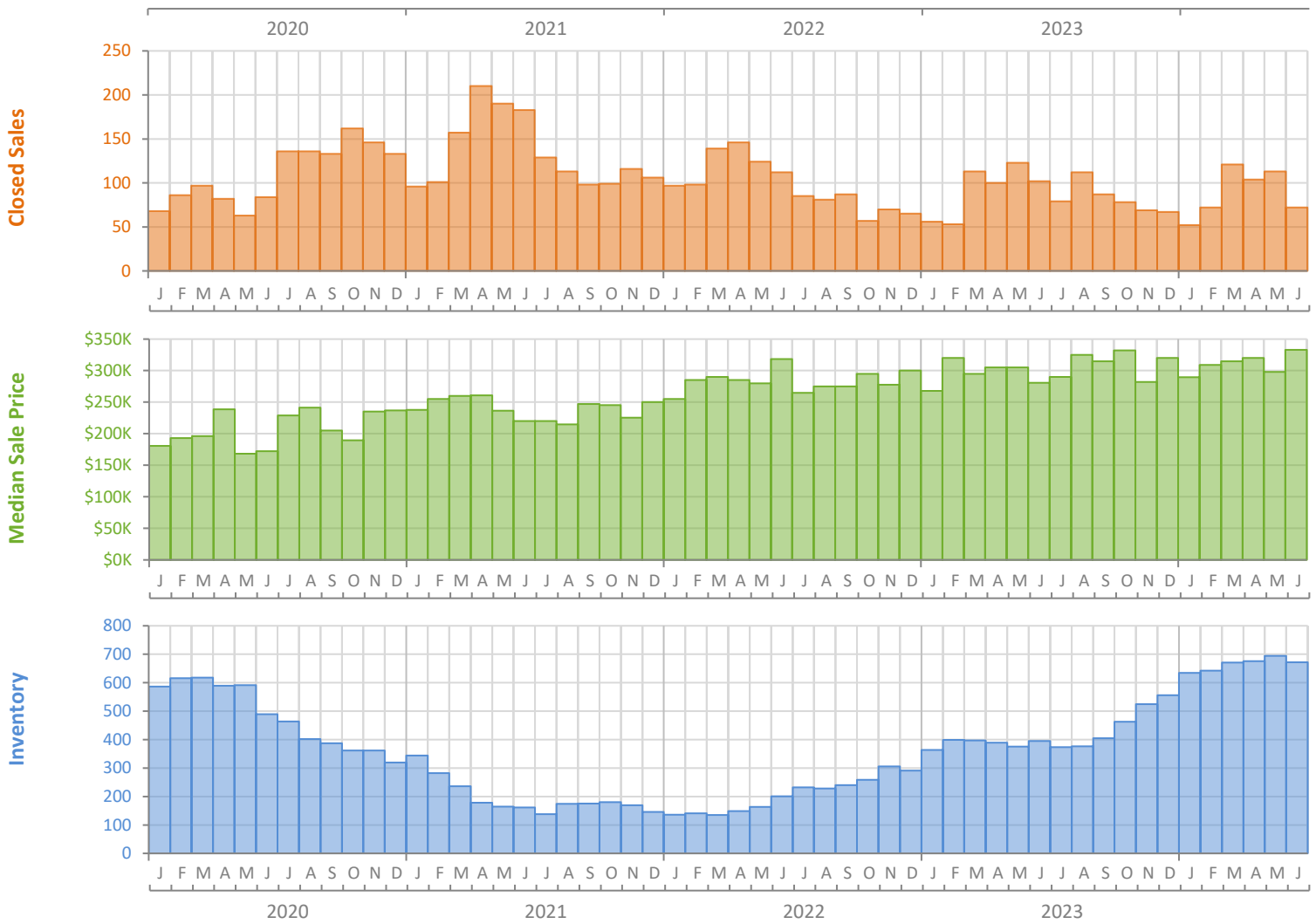
# Monthly Market Summary - June 2024

## Townhouses and Condos

### St. Lucie County



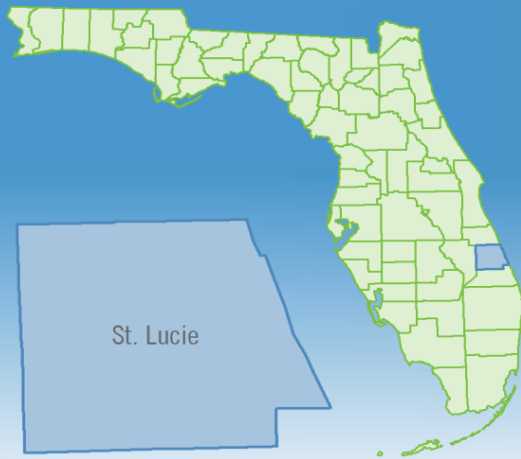
	June 2024	June 2023	Percent Change Year-over-Year
Closed Sales	72	102	-29.4%
Paid in Cash	41	59	-30.5%
Median Sale Price	\$332,950	\$280,950	18.5%
Average Sale Price	\$418,297	\$397,973	5.1%
Dollar Volume	\$30.1 Million	\$40.6 Million	-25.8%
Med. Pct. of Orig. List Price Received	92.5%	94.3%	-1.9%
Median Time to Contract	82 Days	53 Days	54.7%
Median Time to Sale	115 Days	86 Days	33.7%
New Pending Sales	81	101	-19.8%
New Listings	116	136	-14.7%
Pending Inventory	121	141	-14.2%
Inventory (Active Listings)	672	395	70.1%
Months Supply of Inventory	7.9	4.8	64.6%



# Monthly Distressed Market - June 2024

## Townhouses and Condos

### St. Lucie County



		June 2024	June 2023	Percent Change Year-over-Year
Traditional	Closed Sales	72	102	-29.4%
	Median Sale Price	\$332,950	\$280,950	18.5%
Foreclosure/REO	Closed Sales	0	0	N/A
	Median Sale Price	(No Sales)	(No Sales)	N/A
Short Sale	Closed Sales	0	0	N/A
	Median Sale Price	(No Sales)	(No Sales)	N/A

