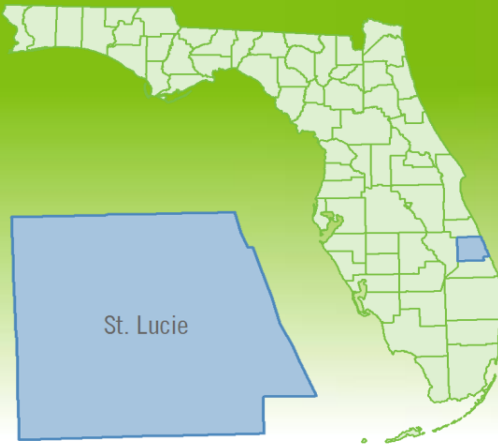


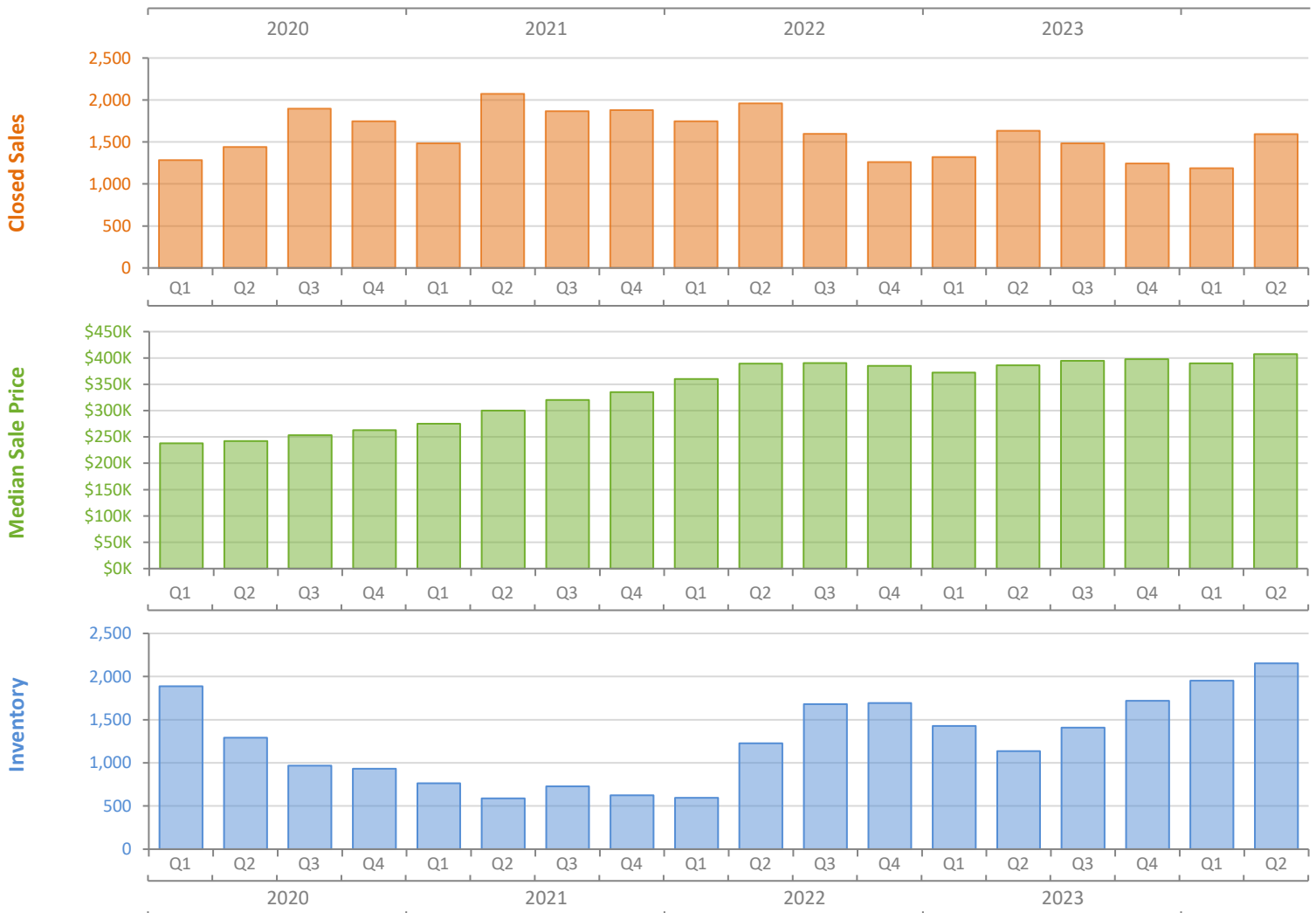
# Quarterly Market Summary - Q2 2024

## Single-Family Homes

### St. Lucie County



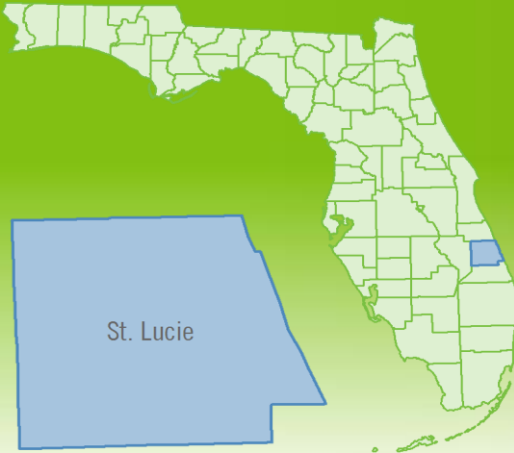
	Q2 2024	Q2 2023	Percent Change Year-over-Year
Closed Sales	1,594	1,634	-2.4%
Paid in Cash	430	417	3.1%
Median Sale Price	\$407,250	\$386,165	5.5%
Average Sale Price	\$444,391	\$414,595	7.2%
Dollar Volume	\$708.4 Million	\$677.4 Million	4.6%
Med. Pct. of Orig. List Price Received	96.2%	96.6%	-0.4%
Median Time to Contract	42 Days	35 Days	20.0%
Median Time to Sale	88 Days	78 Days	12.8%
New Pending Sales	1,651	1,718	-3.9%
New Listings	2,140	1,650	29.7%
Pending Inventory	806	846	-4.7%
Inventory (Active Listings)	2,153	1,135	89.7%
Months Supply of Inventory	4.7	2.3	104.3%



# Quarterly Distressed Market - Q2 2024

## Single-Family Homes

### St. Lucie County



		Q2 2024	Q2 2023	Percent Change Year-over-Year
Traditional	Closed Sales	1,580	1,624	-2.7%
	Median Sale Price	\$408,630	\$388,000	5.3%
Foreclosure/REO	Closed Sales	11	10	10.0%
	Median Sale Price	\$245,000	\$310,000	-21.0%
Short Sale	Closed Sales	3	0	N/A
	Median Sale Price	\$350,000	(No Sales)	N/A

