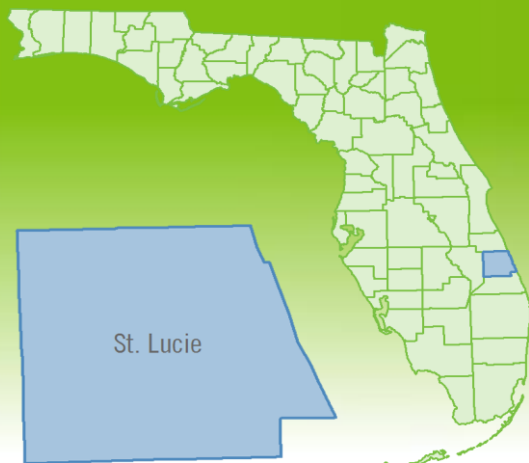


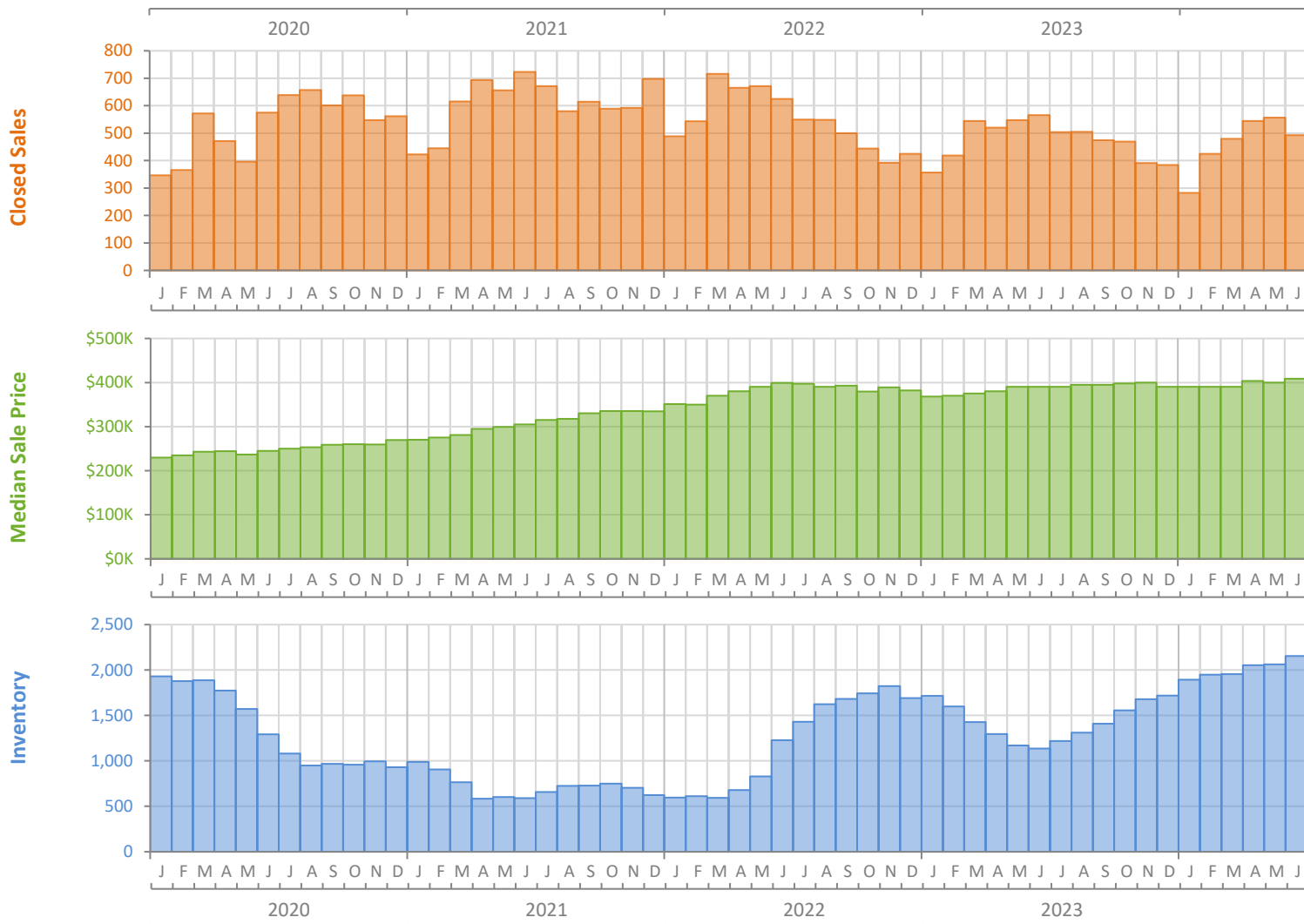
Monthly Market Summary - June 2024

Single-Family Homes

St. Lucie County



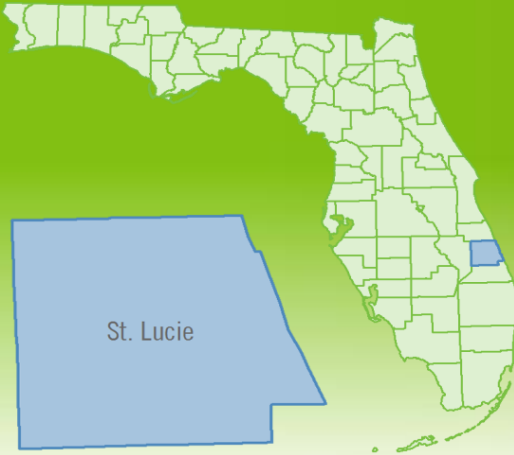
	June 2024	June 2023	Percent Change Year-over-Year
Closed Sales	493	566	-12.9%
Paid in Cash	114	153	-25.5%
Median Sale Price	\$408,380	\$390,000	4.7%
Average Sale Price	\$432,085	\$427,009	1.2%
Dollar Volume	\$213.0 Million	\$241.7 Million	-11.9%
Med. Pct. of Orig. List Price Received	95.9%	97.4%	-1.5%
Median Time to Contract	42 Days	29 Days	44.8%
Median Time to Sale	87 Days	74 Days	17.6%
New Pending Sales	517	547	-5.5%
New Listings	670	555	20.7%
Pending Inventory	806	846	-4.7%
Inventory (Active Listings)	2,153	1,135	89.7%
Months Supply of Inventory	4.7	2.3	104.3%



Monthly Distressed Market - June 2024

Single-Family Homes

St. Lucie County



		June 2024	June 2023	Percent Change Year-over-Year
Traditional	Closed Sales	490	560	-12.5%
	Median Sale Price	\$408,760	\$391,230	4.5%
Foreclosure/REO	Closed Sales	2	6	-66.7%
	Median Sale Price	\$397,500	\$302,500	31.4%
Short Sale	Closed Sales	1	0	N/A
	Median Sale Price	\$350,000	(No Sales)	N/A

